



# Home, Family, Friends and Area from children's perspective in 7 European Countries

Prof. Dr. Sabine Andresen

13 May 2015

Working group on the Quality of Childhood (QOC)  
European Parliament, Brussels

# Living context

Children were asked 3 questions about their living context

## **Question about the number of homes**

## **Question about their type of home**

I live with my family

I live in a foster home

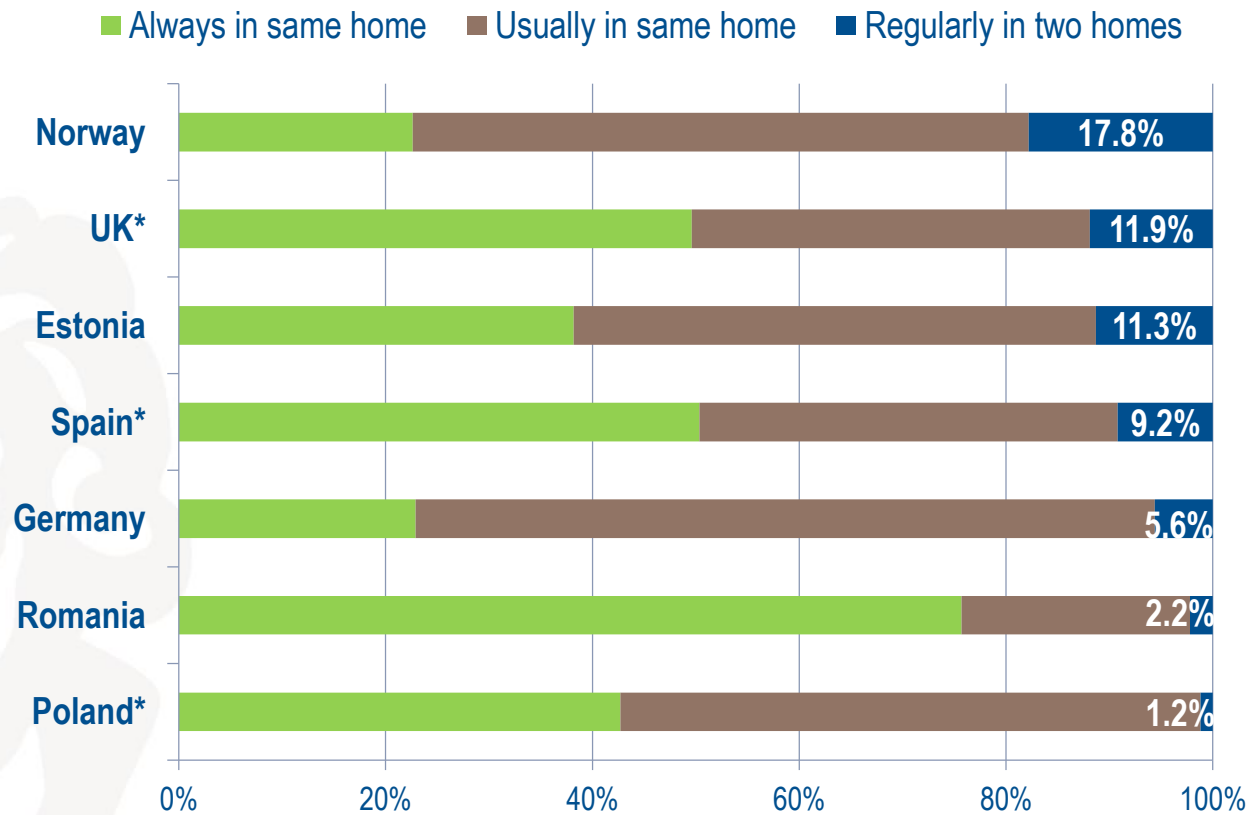
I live in a children's home

I live in another type of home

## **Question about the people the children live with in their first (and second) home**

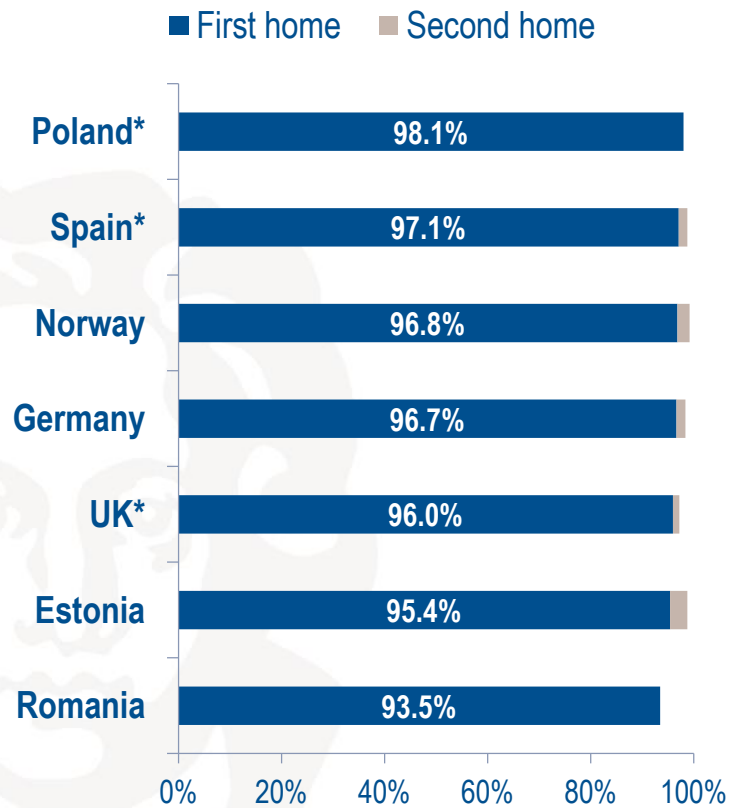
# Living context

Number of homes – Where do children live?

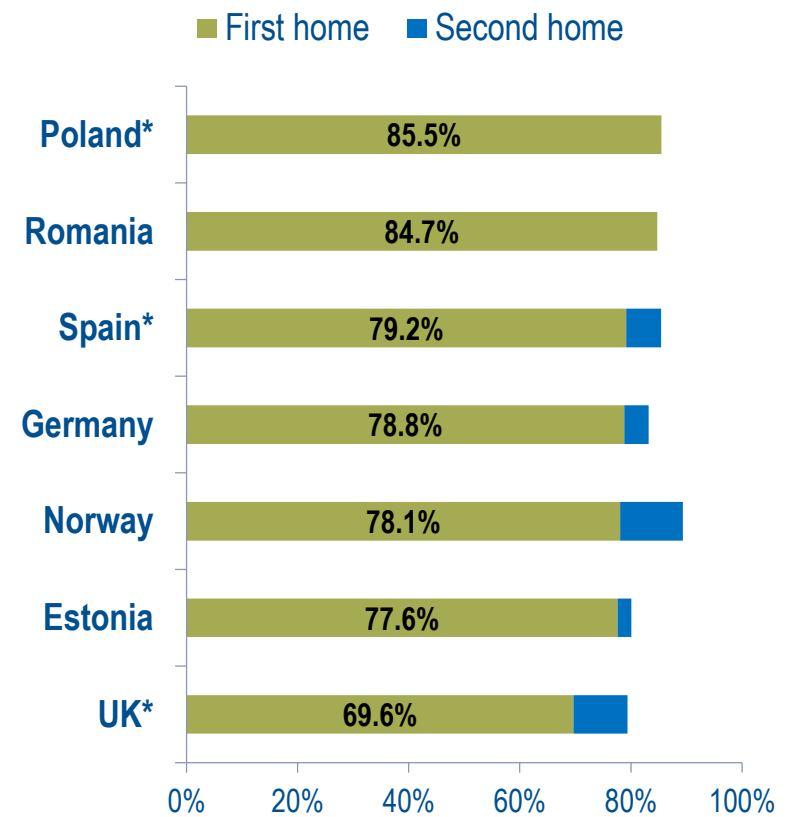


# Living context

Number of children living with their mother

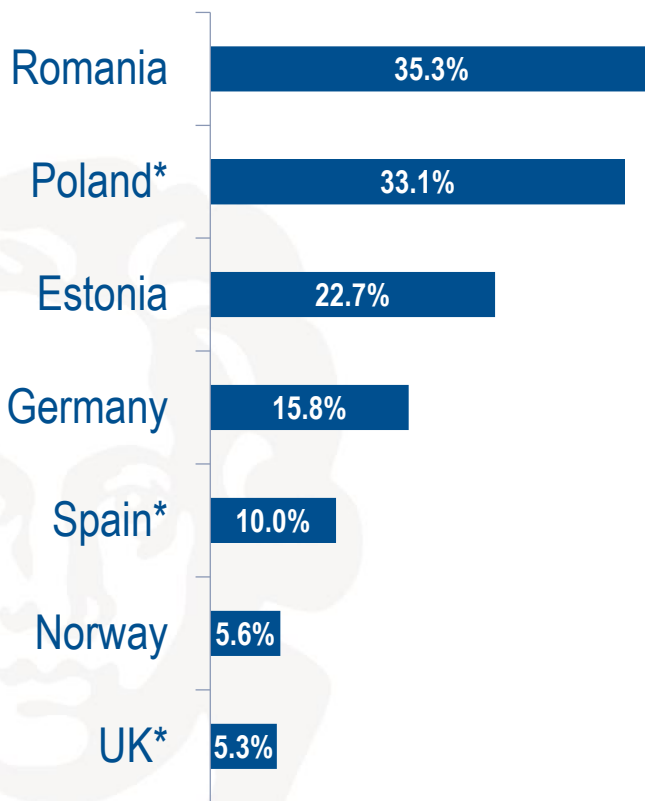


Number of children living with their father

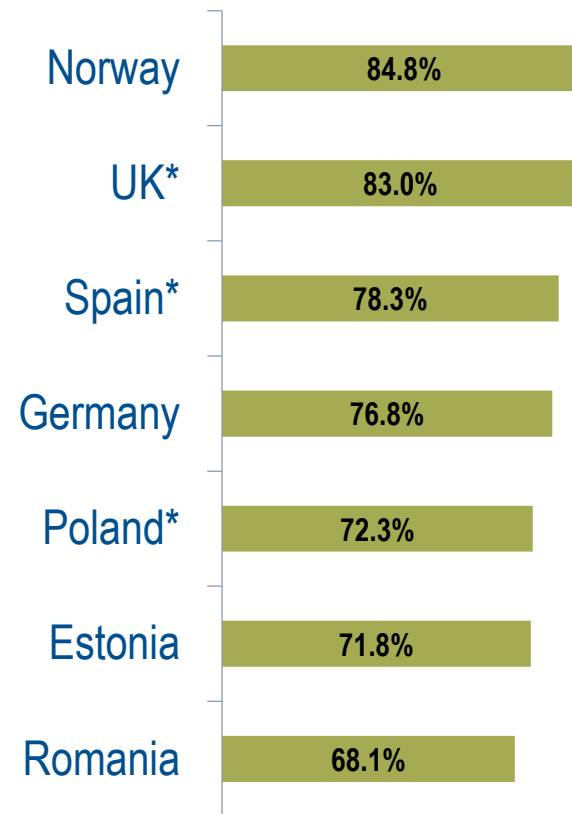


# Living context

Number of children living with grandparent(s) in their first home



Number of children living with sibling(s) in their first home



## Living context

### Summary:

- The decision about whether to count fathers in second homes make a substantial difference in some countries: **Norway, England, Germany** and **Spain** where 9-15% of children respectively stay with their father regularly in a second home
- In **England** and **Norway** less than one in ten children had a grandparent living in the same home

# Home and Family

Children were asked 12 questions about their home and family

## Agreement questions:

I feel safe at home

I have a quiet place to study at home

My parents (or the people who look after me) listen to me and take what I say into account

We have a good time together in my family

My parents (or the people who look after me) treat me fairly

## Satisfaction questions:

How satisfied are you with ...

... The house or flat where you live

... The people who live with you

... All other people in your family

... Your family life

## Time use questions:

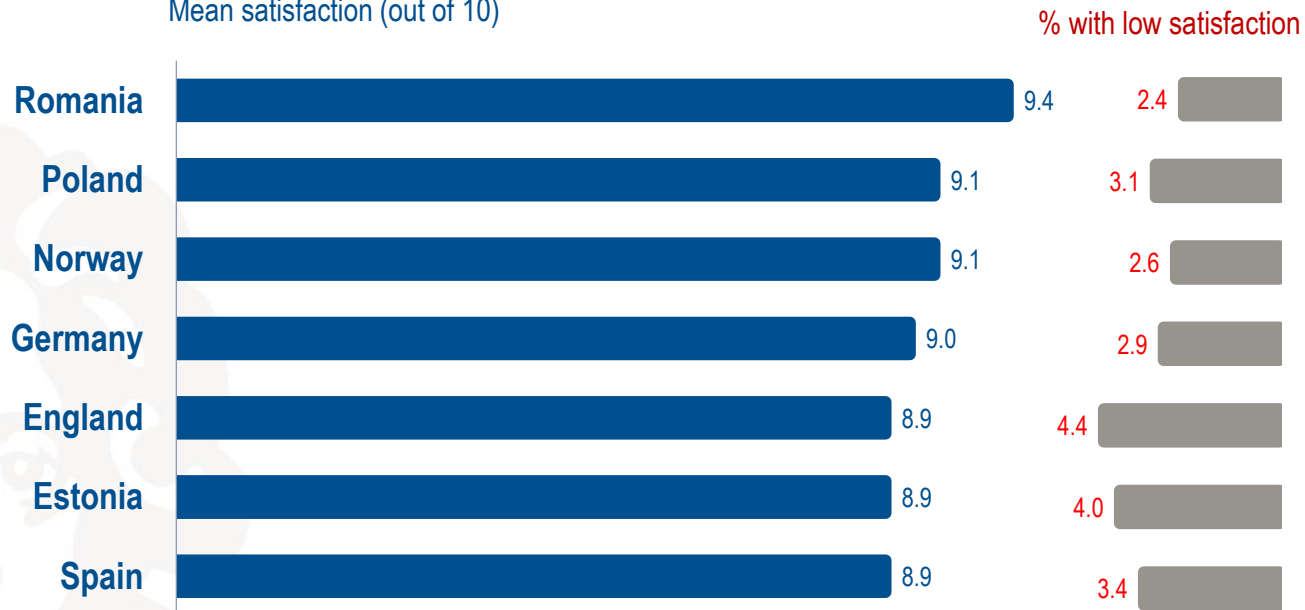
How often do you do the following things with your family:

- Talking together
- Having fun together
- Studying together

# Home and Family

## Level of satisfaction with "the house or flat you live" by country

10 and 12 year old surveys, all countries, equally weighted by age group  
Mean satisfaction (out of 10)



Estonia, Germany, Norway, Poland:  
10-year-olds report significant higher levels of satisfaction

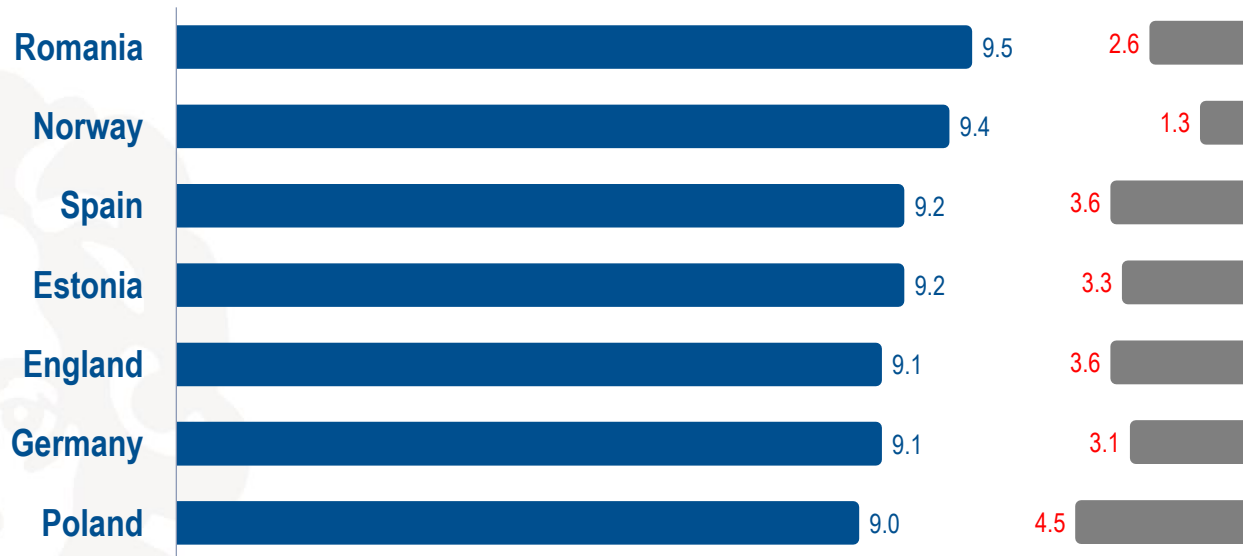


# Home and Family

## Level of satisfaction with "the people who live with you" by country

10 and 12 year old surveys, all countries, equally weighted by age group  
Mean satisfaction (out of 10)

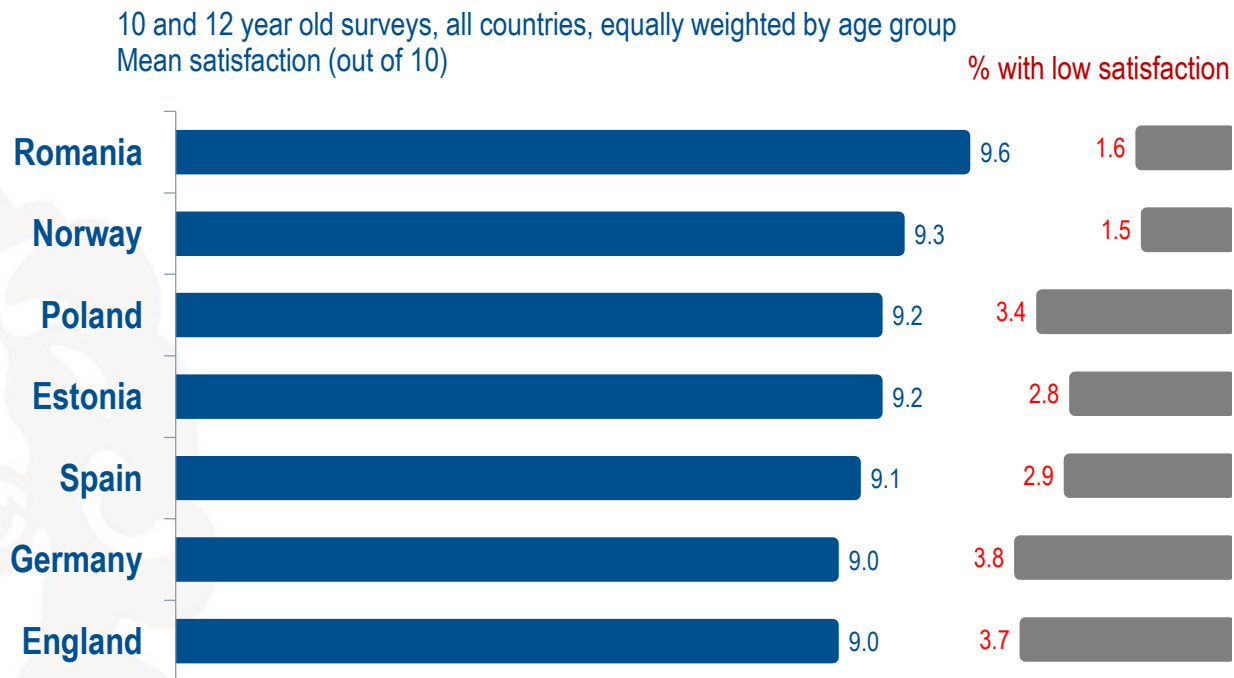
% with low satisfaction



Germany, Poland:  
10-year-olds report significant higher levels of satisfaction

# Home and Family

## Level of satisfaction with "your family life" by country



Germany, Poland, Spain:  
10-year-olds report significant higher levels of satisfaction

# Home and Family

## Summary:

- **Norway** ranks highly on all aspects of home and family life
- **Romania** tend to rank higher for the satisfaction items than the agreement items
- In **Germany**, significant age differences were found in almost all items about home and family (except *a place to study at home*) – 10-year-olds report a higher well-being
- In **Romania** no significant differences between age groups could be found

# Friends and Relationships

Children were asked 7 questions about friendships and other relationships.

## **Agreement questions:**

My friends are usually nice to me  
I have enough friends

## **Satisfaction questions:**

How satisfied are you with ...  
... Your friends  
... Your relationships with people in general

## **Time use questions:**

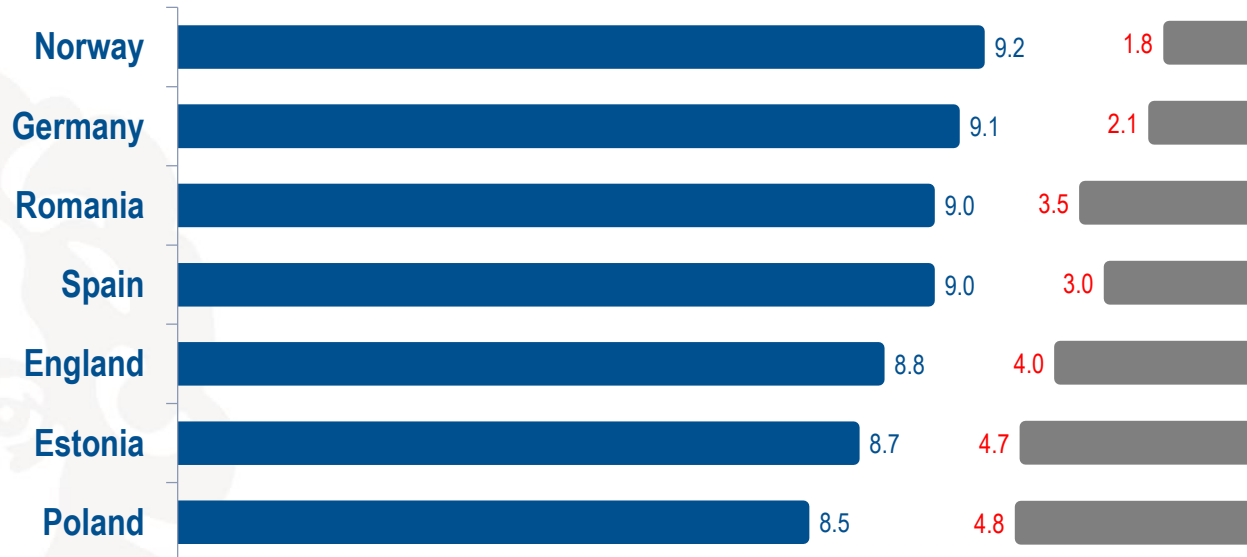
How often do you do the following things with your friends when you are not at school:  
Talking together  
Having fun together  
Meeting to study (apart from at school)

# Friends and Relationships

## Level of satisfaction with "your friends" by country

10 and 12 year old surveys, all countries, equally weighted by age group  
Mean satisfaction (out of 10)

% with low satisfaction

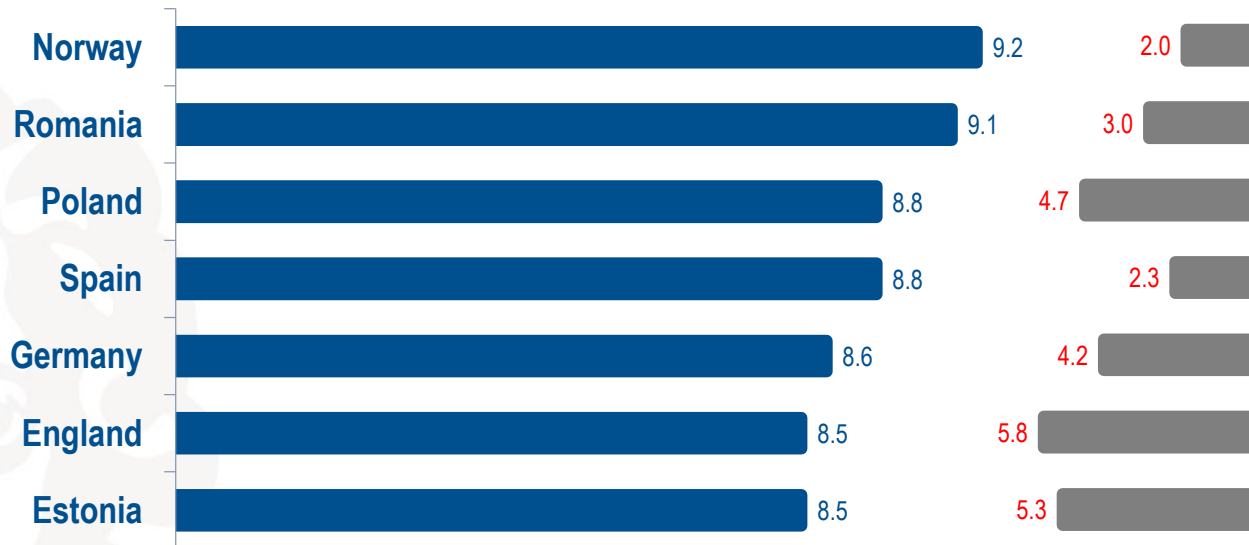


# Friends and Relationships

## Level of satisfaction with "your relationship with people in general" by country

10 and 12 year old surveys, all countries, equally weighted by age group  
Mean satisfaction (out of 10)

% with low satisfaction



# Friends and Relationships

## Summary:

- **Norway** ranks highest on all questions
- Friendships are an aspect of life for which children in **Norway, Spain** and **Germany** score consistently highly
- In **Poland**, the older age group score significantly lower on all four items than children in the 10-year-old age group
- There is no significant gender difference found in any of the countries

# Area and Neighbourhood

Children were asked 8 questions about their local area.

## Agreement questions:

The town council asks children and young people their opinion about things that are important to them

In my area are enough places to play or to have a good time

I feel safe when I walk around in the area I live in

## Satisfaction questions:

How satisfied are you with ...

... The people who live in your area

... The local police in your area

... How you are dealt with when you go to the doctors

... The outdoor areas children can use in your area

... The area where you live, in general

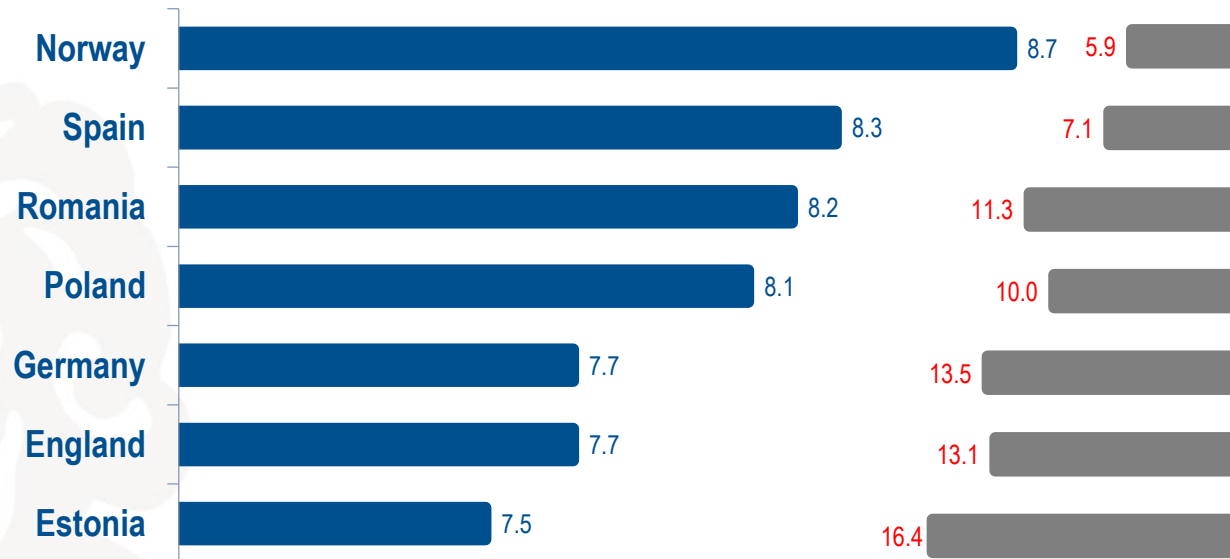


# Area and Neighbourhood

Level of satisfaction with "the outdoor areas children can use in your area" by country

10 and 12 year old surveys, all countries, equally weighted by age group  
Mean satisfaction (out of 10)

% with low satisfaction

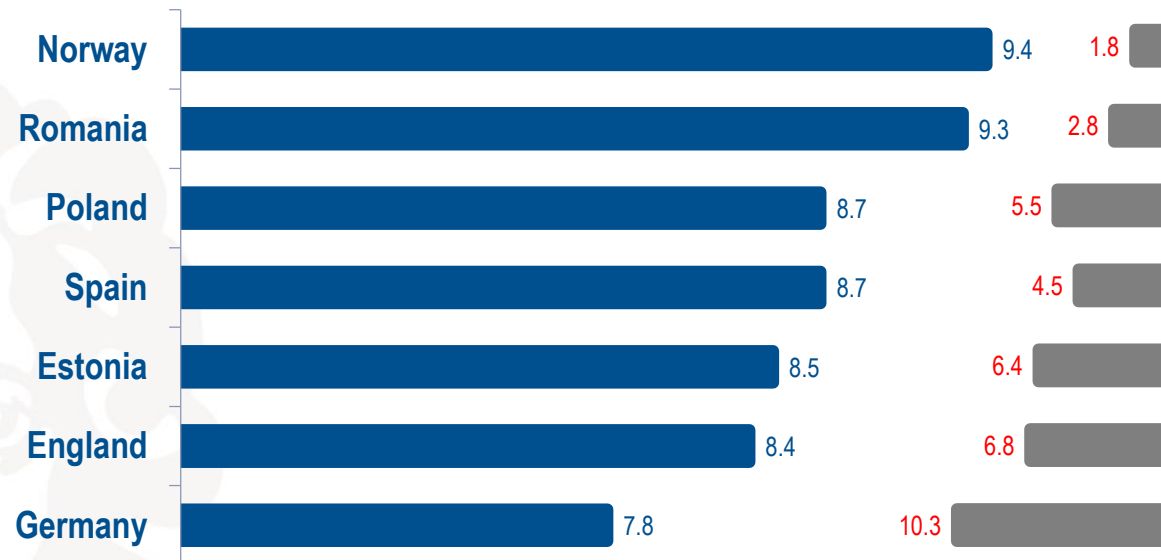


# Area and Neighbourhood

## Level of satisfaction with "the area you live in general" by country

10 and 12 year old surveys, all countries, equally weighted by age group  
Mean satisfaction (out of 10)

% with low satisfaction



# Area and Neighbourhood

## Summary:

- The local area is an aspect of life where children in **Norway** and **Spain** tend to score highly
- In general, 12-year-old children are less satisfied with aspects of their local area than the younger age group
- **Significant differences by age group**

Places to play: **Estonia, Norway, Poland, Spain**

People in local area: **Poland**

# The aspects family life, friends and local area in a comparative view

	Family life	Friends	Local area
Algeria*	1.03	0.97	0.96
Colombia*	0.99	0.96	1.01
Estonia	1.02	1.01	1.02
Ethiopia	0.96	0.98	0.98
Germany	1.00	1.05	0.93
Israel	1.00	0.99	1.01
Nepal	1.00	1.02	1.03
Norway	0.97	1.01	1.05
Poland*	1.00	0.97	1.02
Romania	0.98	0.96	1.02
S Africa*	1.02	0.99	0.94
S Korea	1.03	1.04	1.00
Spain*	0.99	1.02	1.01
Turkey*	1.00	0.98	1.00
UK*	1.00	1.03	1.01