


The relationship between age and happiness among children:

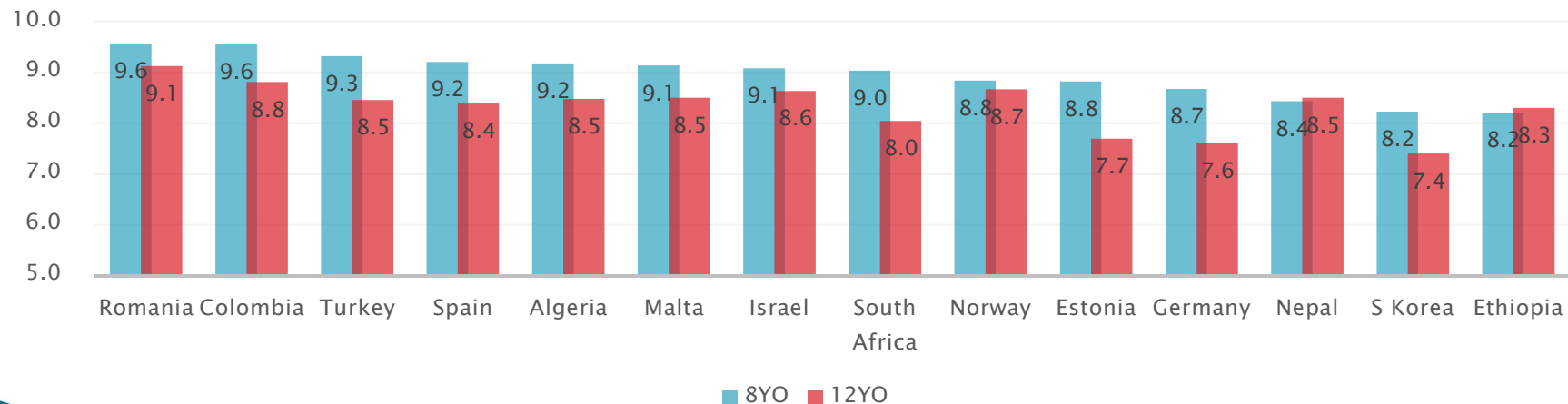
An international comparison study of changes
from 8 to 12 year olds

Bong Joo Lee
Seoul National University



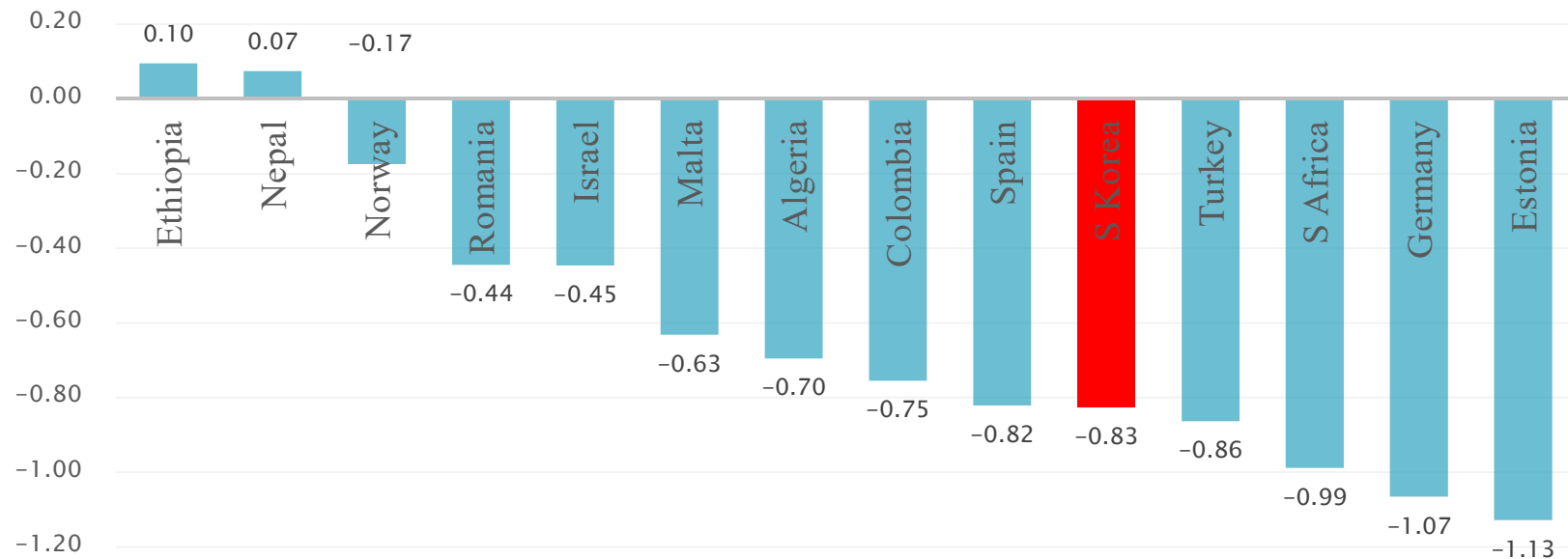
Introduction

- ▶ The primary purpose of this study is to examine the pattern of changes in the level of happiness as children grow older
- ▶ In general, the results of the ISCWeB study show decreases in happiness as the age of child increases.
- ▶ However the pattern of changes is different across the countries



Introduction

- ▶ Why do children in some countries show larger decrease in happiness than their counterparts in other countries?



Theoretical Background:

Children's Subjective Well-being and Changing Contexts

- ▶ As children grow older, changes in the pattern of interaction with social environment result in changes in the level of happiness
 - As age increases, happiness decreases (Park, 2005)
 - However happiness is affected by multidimensional factors – It might not be just 'age' effect (Lee & Yoo, 2015; Yoo 2016)
- ▶ The effects of life domain satisfaction on the level of overall happiness
 - It is important to examine how the changes in the domain satisfaction are related to changes in the overall happiness level
 - Need to understand what domain changes matter more or less for the changes in overall happiness as children grow older

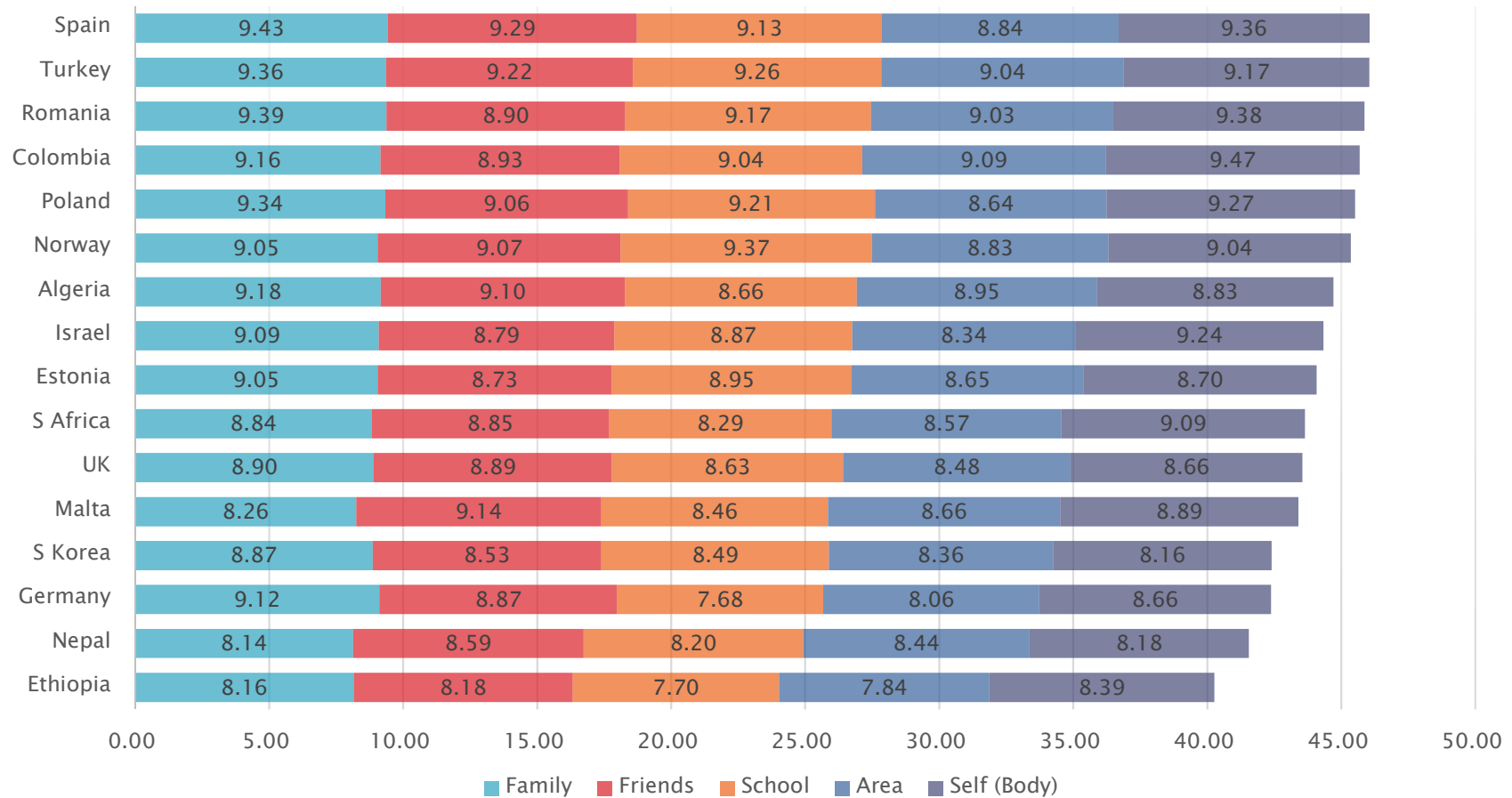


Methods

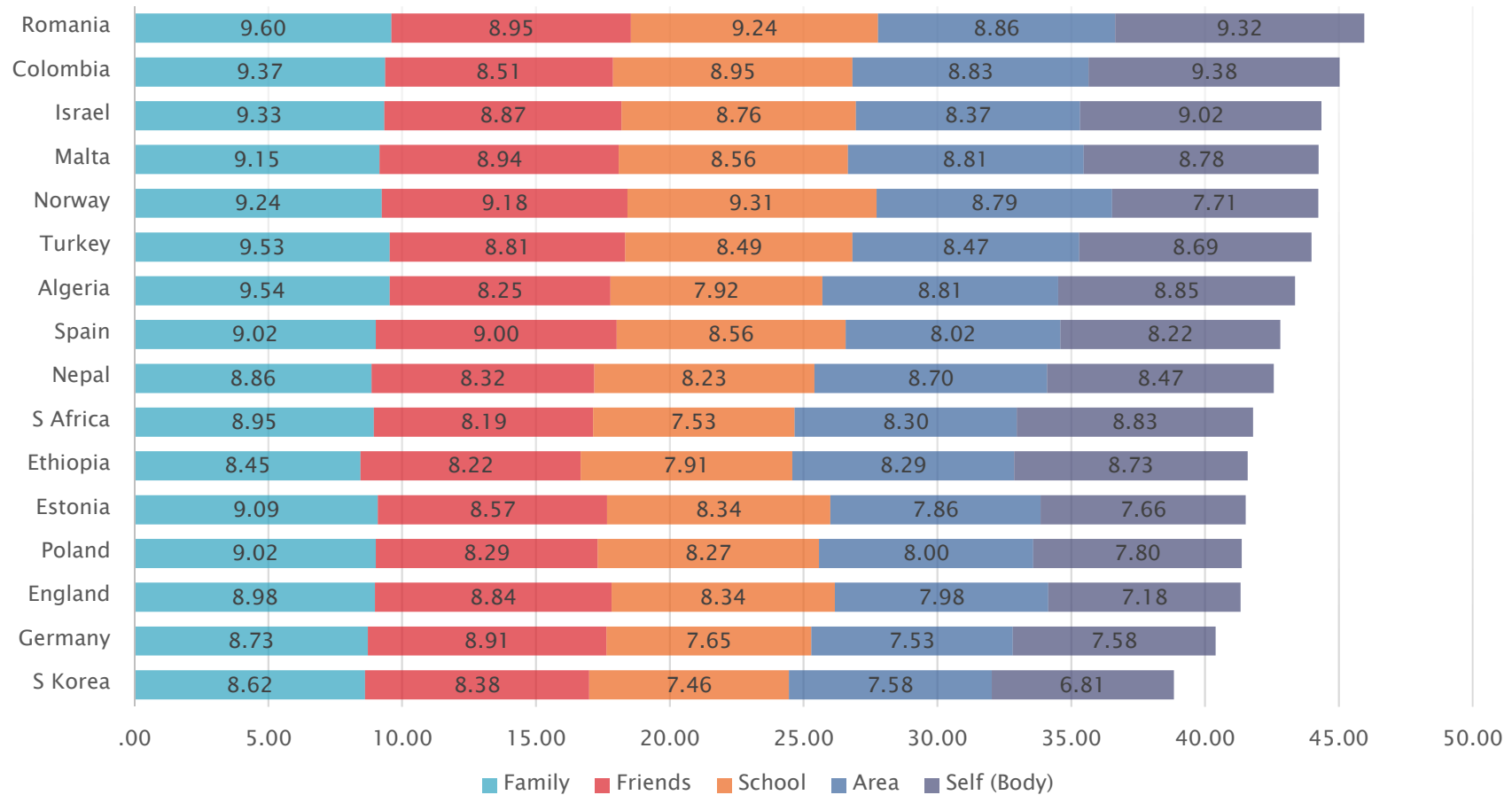
- ▶ Study Population: 36,708 children
 - 8 and 12 year old children from 16 countries: Algeria, Colombia, England, Estonia, Ethiopia, Germany, Israel, Malta, Nepal, Norway, Poland, Romania, S Africa, S Korea, Spain, Turkey
- ▶ Variables
 - Life domain satisfaction: BMSLSS – family life, friendship, school life, the area where you live, self(own body)
 - Overall happiness: 0–10 single item
 - Age: a dummy variable: (8→0, 12→1)
 - Used percentage of scale maximum method (Cummins & Lau, 2005) to make the scales equivalent between 8 and 10 year old items.
- ▶ Analyses
 - Descriptive analyses of BMSLSS by countries
 - Multiple regression analyses of the effects of BMSLSS on the overall happiness (England and Poland excluded because missing on the overall happiness measure)



Comparison of Domain Life Satisfaction among 8 year old



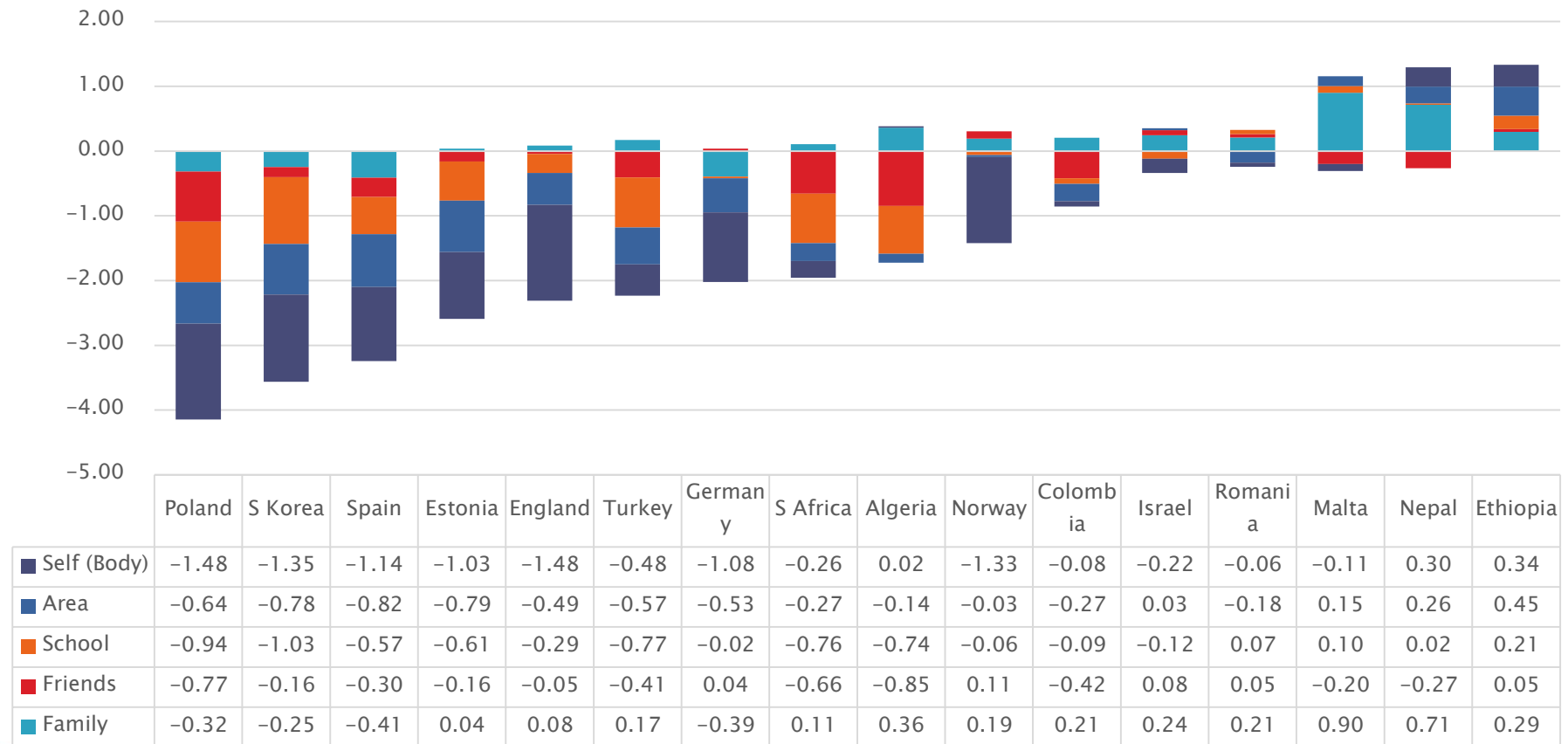
Comparison of Domain Life Satisfaction among 12 year old



Changes of Domain Life Satisfaction from 8 to 12 year old: All Countries



Changes of Domain Life Satisfaction from 8 to 12 year old by countries



The Effects of Domain Life Satisfaction on Overall Happiness

	Algeria		Nepal		Estonia		Spain		Colombia		Turkey		Ethiopia		Overall	
	8YO	12YO	8YO	12YO	8YO	12YO	8YO	12YO	8YO	12YO	8YO	12YO	8YO	12YO	8YO	12YO
Family	.077*	.142***	-.040	.144***	.144***	.235***	.275***	.187***	.090*	.264***	.044	.159***	.112***	.263***	.150***	.210***
Friends	.144***	.160***	-.006	.099**	.196***	.193***	.133***	.194***	.083*	.084**	.042	.109***	.198***	.098**	.135***	.130***
School	.136***	.177***	-.001	.208***	.106**	.115***	.029	.151***	.080*	.098**	.079*	.245***	.165***	.163***	.097***	.169***
Area	.022	.165***	.127*	.042	.119***	.092**	.151***	.121***	.082*	.118***	-.010	.089**	.120***	.216***	.118***	.127***
Self(Body)	.074*	.128***	.136***	.176***	.178***	.257***	.114***	.182***	.204***	.148***	.187***	.199***	.079*	.127***	.176***	.222***
R ²	.086	.237	.046	.187	.242	.371	.215	.293	.116	.202	.070	.311	.218	.351	.197	.341
n	1129	1172	875	903	993	960	971	1556	780	884	865	985	951	973	15462	16799

	Korea		Germany		Israel		Romania		Norway		South Africa		Malta	
	8YO	12YO	8YO	12YO	8YO	12YO	8YO	12YO	8YO	12YO	8YO	12YO	8YO	12YO
Family	.265***	.278***	.367***	.278***	.063	.160***	.104**	.201***	.245***	.163***	.014	.203***	.165***	.215***
Friends	.149***	.160***	.116***	.203***	.166***	.168***	.118***	.137***	.143***	.188***	.127***	.059*	.160***	.150***
School	.094***	.172***	.066*	.168***	.208***	.125***	.099**	.179***	.059	.144***	.111**	.076**	.015	.251***
Area	.121***	.077***	.153***	.062*	.104**	.178***	.118***	.181***	.159***	.152***	.081*	.128***	.150***	.112***
Self(Body)	.194***	.189***	.145***	.220***	.178***	.193***	.111***	.136***	.207***	.292***	.043	.220***	.153***	.188***
R ²	.330	.441	.345	.404	.219	.287	.118	.267	.321	.423	.058	.199	.152	.390
n	2299	2514	908	781	616	794	1068	1428	874	900	995	1130	733	847

Note. *p<0.05, **p<0.01, ***p<0.001

The Effects of Domain Life Satisfaction on Overall Happiness – With Age Interaction Terms

	Algeria	Nepal	Estonia	Spain	Colombia	Turkey	Ethiopia	Korea	Germany	Israel	Romania	Norway	South Africa	Malta	Overall
Family	.059 [*]	-.035	.127 ^{***}	.261 ^{***}	.064 [*]	.033	.103 ^{***}	.244 ^{***}	.353 ^{***}	.052	.070 ^{**}	.226 ^{***}	.011	.129 ^{***}	.118 ^{***}
Friends	.140 ^{***}	-.006	.182 ^{***}	.120 ^{***}	.070	.038	.185 ^{***}	.129 ^{***}	.099 ^{***}	.137 ^{***}	.090 ^{**}	.136 ^{***}	.113 ^{***}	.140 ^{***}	.128 ^{***}
School	.103 ^{***}	-.001	.114 ^{***}	.031	.060	.079	.150 ^{***}	.086 ^{***}	.056 [*]	.193 ^{***}	.079 ^{**}	.065 [*]	.085 ^{**}	.012	.083 ^{***}
Area	.022	.132 ^{**}	.113 ^{***}	.137 ^{***}	.066	-.009	.118 ^{***}	.118 ^{***}	.144 ^{***}	.086 [*]	.088 ^{**}	.144 ^{***}	.078 [*]	.131 ^{***}	.111 ^{***}
Self(Body)	.059 [*]	.127 ^{***}	.196 ^{***}	.138 ^{***}	.164 ^{***}	.176 ^{***}	.069 [*]	.194 ^{***}	.148 ^{***}	.171 ^{***}	.086 ^{**}	.270 ^{***}	.037	.137 ^{***}	.169 ^{***}
Age	-1.180 ^{***}	-.988 ^{***}	-.525 ^{***}	-.409 ^{**}	-1.211 ^{***}	-1.361 ^{***}	-.596 ^{***}	-.398 ^{***}	-.503 ^{***}	-.719 ^{***}	-1.868 ^{***}	-.326 [*]	-1.001 ^{***}	-1.283 ^{***}	-.746 ^{***}
Family*Age	.355 ^{**}	.412 ^{***}	.327 ^{**}	-.203 [*]	.716 ^{***}	.490 ^{***}	.348 ^{***}	.110	-.192	.342 ^{**}	.704 ^{***}	-.127	.465 ^{***}	.352 ^{**}	.303 ^{***}
Friends*Age	.048	.209 [*]	.028	.242 [*]	.043	.181	-.142	.110	.360 ^{**}	.127	.175	.193	-.093	.075	.021
School*Age	.250 ^{**}	.482 ^{***}	-.015	.238 ^{**}	.127	.346 ^{**}	.065	.188 ^{***}	.224 ^{**}	-.120	.322 ^{**}	.207	.008	.588 ^{***}	.205 ^{***}
Area*Age	.234 ^{**}	-.173	-.044	-.028	.157	.201 [*]	.176 [*]	-.070	-.137	.226 [*]	.343 ^{**}	.099	.075	-.014	.039
Self(Body)*Age	.196 [*]	.120	.062	.070	-.004	.056	.174	.003	.115	.059	.227	-.026	.431 ^{***}	.151	.104 ^{***}
R ²	.208	.121	.356	.299	.218	.261	.286	.417	.410	.276	.242	.370	.186	.305	.295
Adjusted R ²	.204	.116	.352	.296	.212	.257	.282	.415	.407	.270	.239	.366	.181	.300	.295
n	2302	1779	1954	2528	1665	1851	1925	4814	1690	1411	2497	1775	2126	1581	29911

Conclusion and Discussion

- ▶ Even after controlling for the effects of the domain life satisfaction, there is a significant 'age' effect showing decrease in overall happiness from 8 to 12 year old.
- ▶ Domain life satisfaction does a better job of explaining the variances of 12 year old's overall happiness than that of 8 year old --- The environment matters more as children grow older.
- ▶ The 'age effects' and 'context effects' are different across the countries.



- ▶ In general, the effects of family, school, and self(body) get stronger as age increases.
- ▶ In most countries, the happiness level decreases from 8 to 12 year old because: 1) decreases in satisfaction with school and self(body), and 2) the effects of the two factors get stronger as the age increases --- ‘amplifying effects of school and self(body) factors’

