

Learning more about the results of the second wave: Decreasing-with-age SWB and contribution of school-related satisfaction items to SWB

Ferran Casas

Emeritus Professor on Social Psychology
ERIDIQv research team. www.udg.edu/eridiqv
Research Institute on Quality of Life (IRQV)

Universitat de Girona (UdG)



Children's Worlds Frankfurt Meeting
25th-26th May, 2017

**CHILDREN'S
WORLDS**



INTERNATIONAL SURVEY OF CHILDREN'S WELL-BEING (ISCWeB)

**JACOBS
FOUNDATION**

Our Promise to Youth

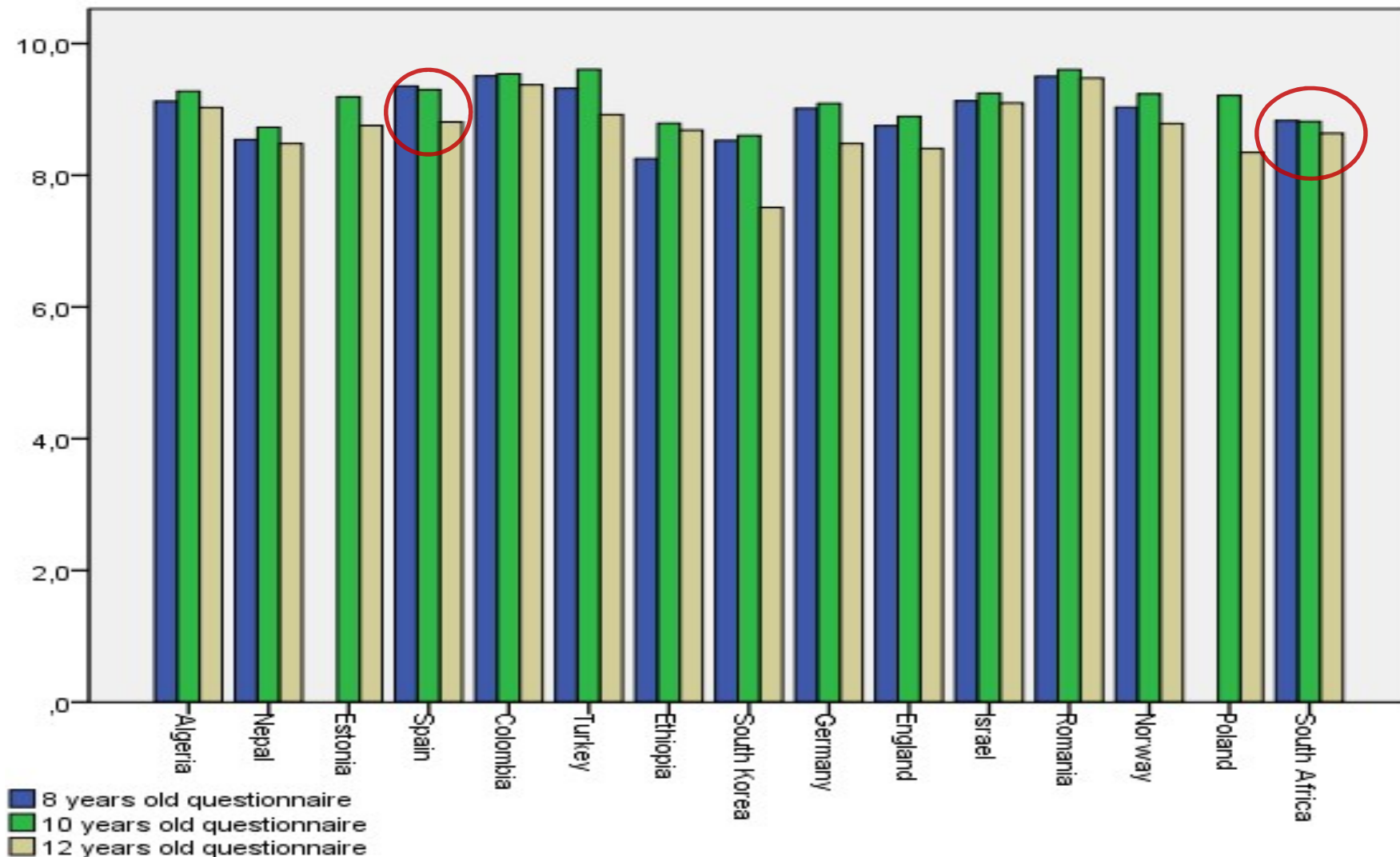
Two examples of new evidence

- **At what age the decreasing-with-age SWB trend starts?**
 - Up to now it was thought that it started with puberty.
 - Analysis of the Children's Worlds data suggests it starts at 10 years of age in most countries. Only in two countries data suggests it starts even earlier. In all countries a significant decrease from 10 to 12 years of age is observed.
 - We have used 4 psychometric scales, and the trend is confirmed with any of them, with only one exception: the SLSS in Israel does not display a decrease with age.
- **What is the contribution of school-related satisfaction items to subjective well-being at 12 years of age?**
 - OLS and SLSS have been used as SWB indicators.
 - The contribution is very different for each country, and it also displays different results depending on the indicator used.

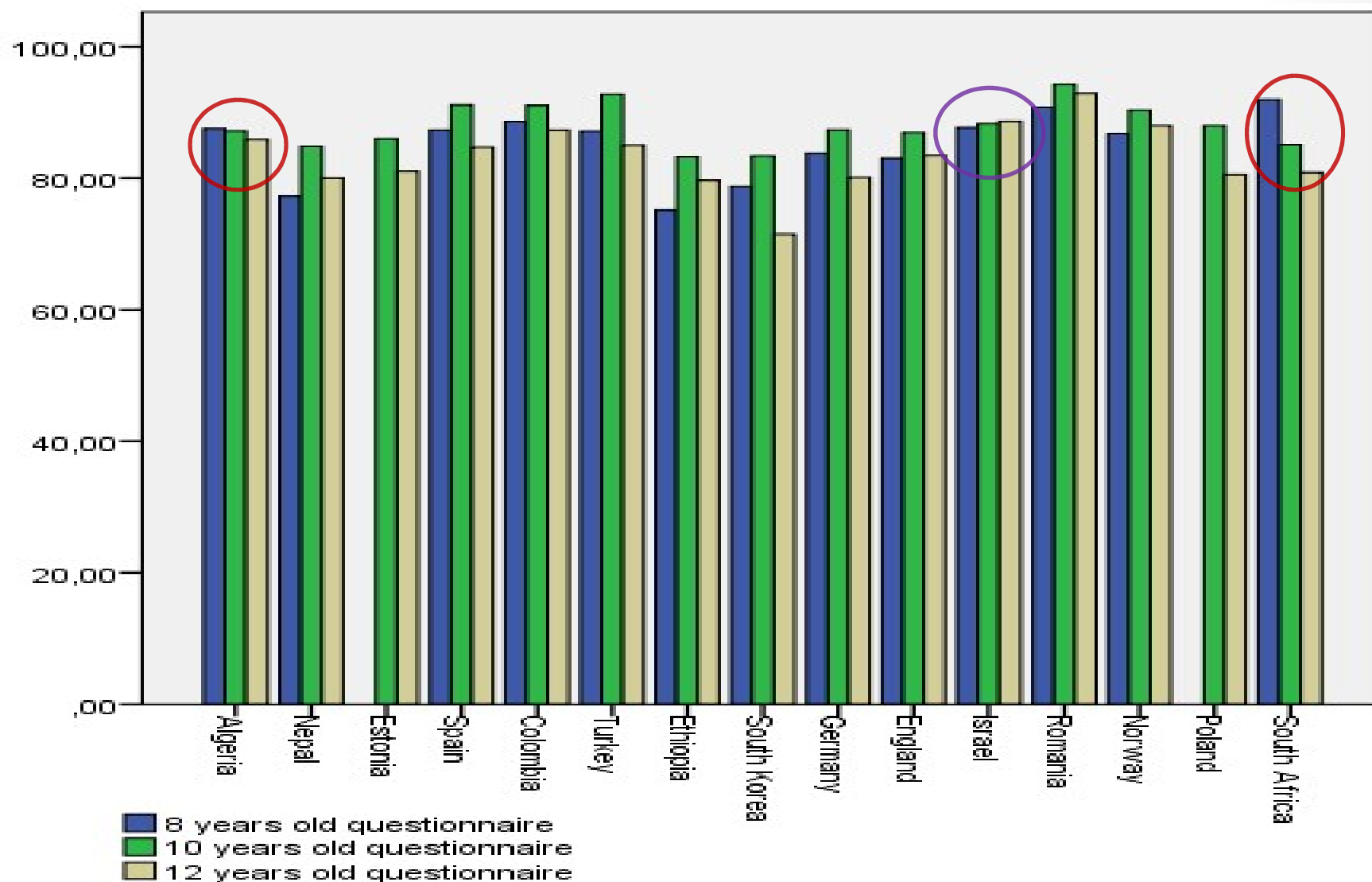
Children's Worlds 2nd wave database

Country	Total	8 yo	10 yo	12 yo	Female	Male
Algeria (Western)	3676	1244	1149	1283	48%	52%
Colombia (Antioquia)	2816	902	939	975	51%	49%
Estonia	3119	1076	1014	1029	48%	52%
Ethiopia	2877	953	944	980	50%	50%
Germany	3009	1056	1101	852	52%	48%
Israel	2777	886	988	903	52%	48%
Nepal	2953	975	983	995	50%	50%
Norway	2864	930	960	974	53%	47%
Poland (Wielkopolska)	3157	1021	1119	1017	48%	52%
Romania	4115	1249	1359	1507	48%	52%
S. Africa (W Cape)	3188	996	1061	1131	52%	48%
South Korea	7467	2432	2438	2597	52%	48%
Spain (Catalonia)	3801	1032	1057	1712	48%	52%
Turkey (Istanbul)	3024	959	1047	1018	52%	48%
UK (England)	3298	990	989	1319	50%	50%
Total	53164	17259	17613	18292	50%	50%

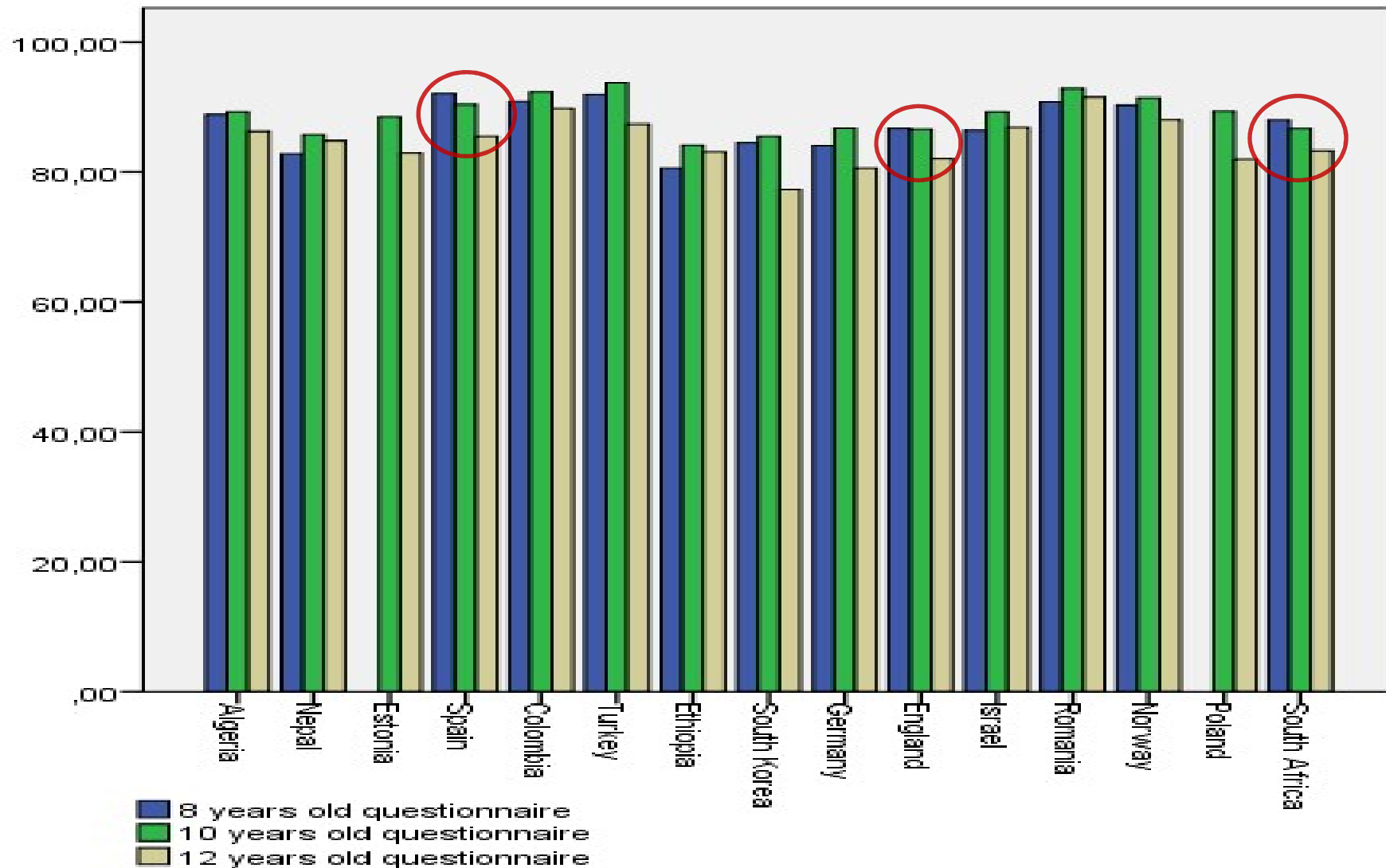
OLS mean scores for the 8, 10 and 12 age groups. 15 countries



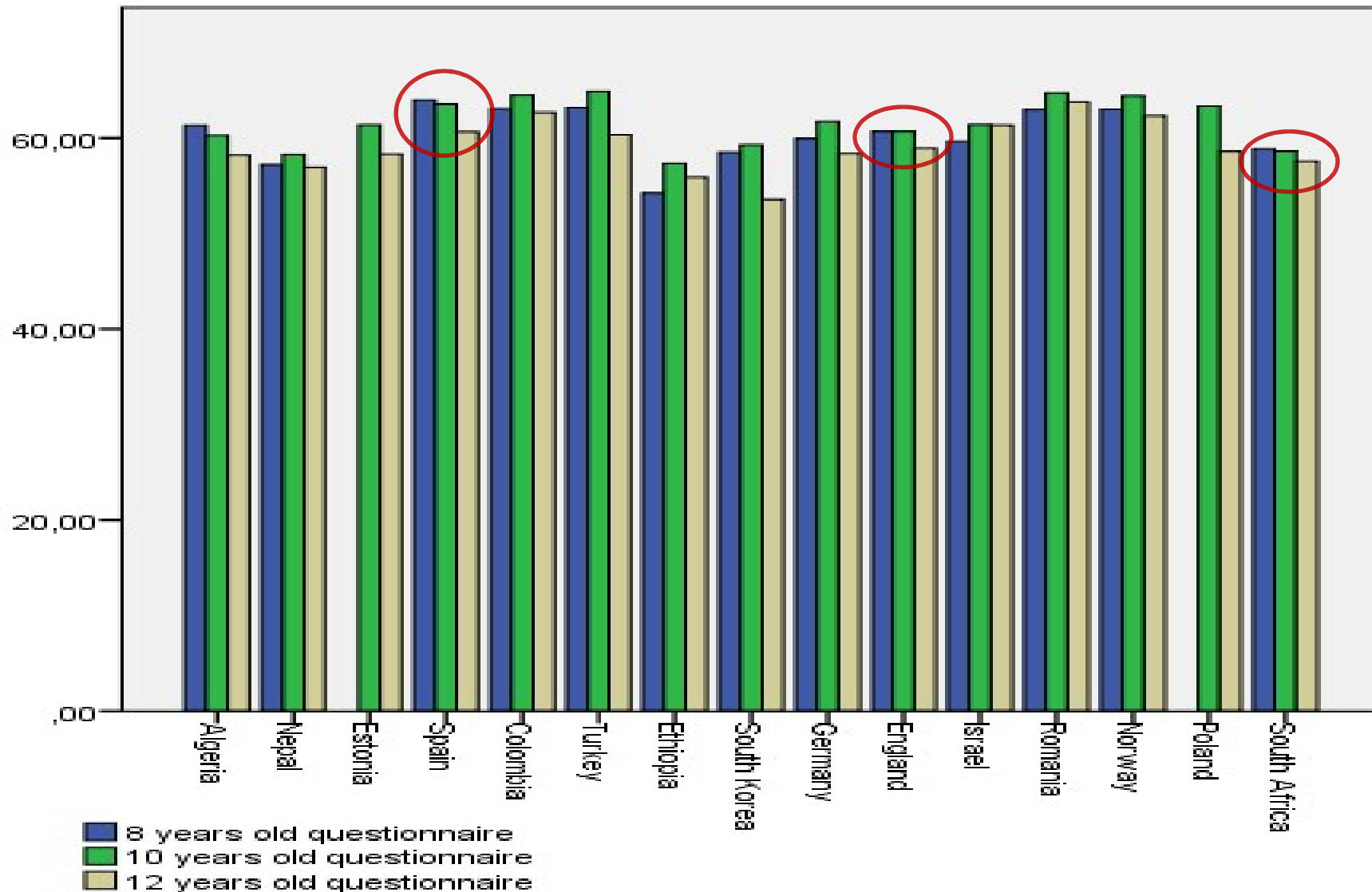
SLSS mean scores for the 8, 10 and 12 age groups. 15 countries



BMSLSS mean scores for the 8, 10 and 12 age groups. 15 countries



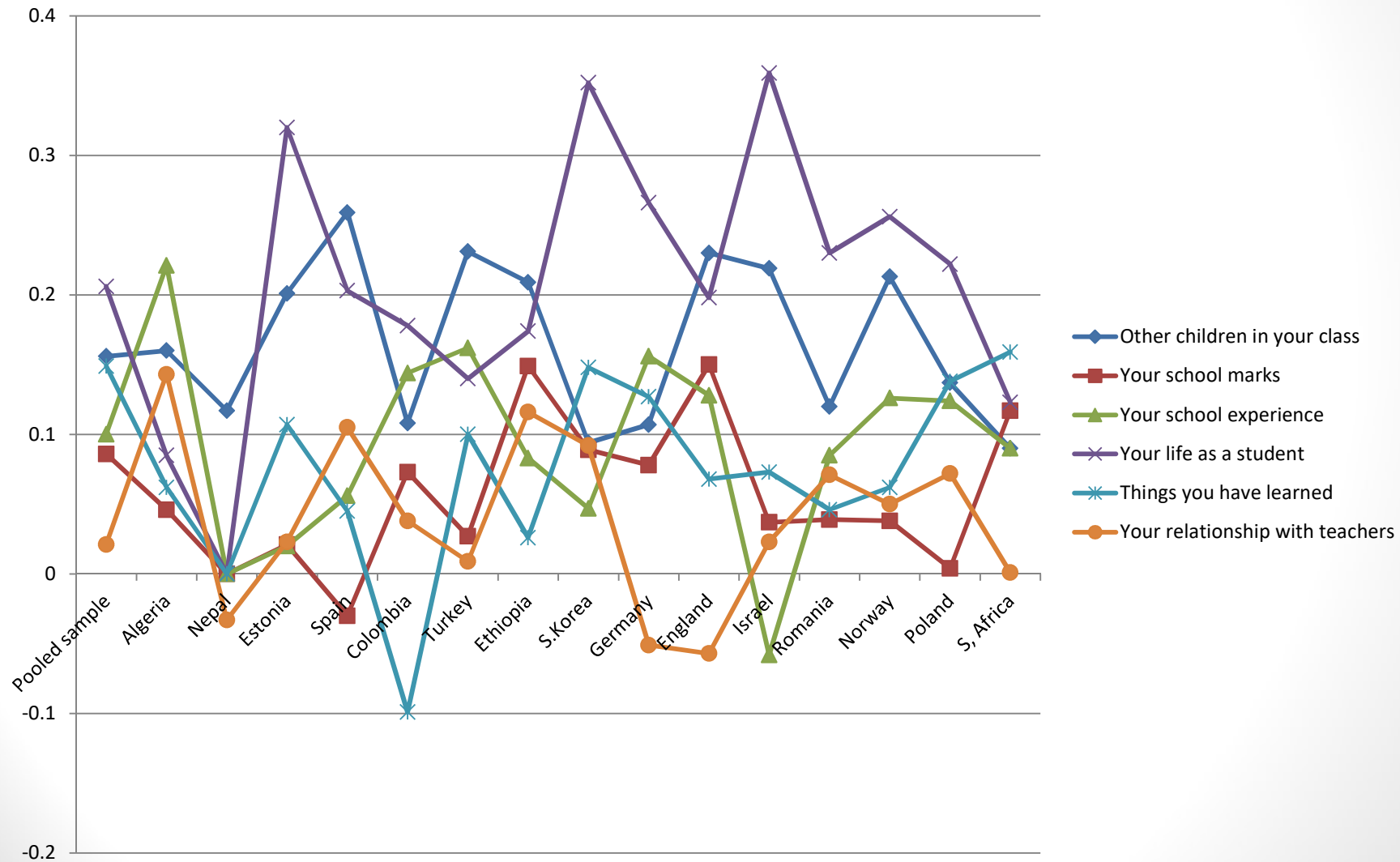
PWI-SC-modified mean scores for the 8, 10 and 12 age groups. 15 countries



Contribution of school- related satisfaction items to SWB (using OLS) in 15 countries

Satisfaction with....	Significant p>.001	Significant p> .05	Non- significant	Negative
Other children in your class	All other 12 countries	Colombia Germany South Africa		
Your relationships with teachers	Algeria Spain Ethiopia South Korea	Romania Poland	Estonia Colombia Turkey Israel Norway South Africa	Nepal Germany England
Things you have learned	Nepal South Korea South Africa	Estonia Turkey Germany Poland	Algeria Spain Ethiopia England Israel Romania Norway	Colombia
Your school marks	Nepal Ethiopia South Korea England South Africa	Germany	Algeria Estonia Colombia Turkey Israel Romania Norway Poland	Spain
Your school experience	Algeria Turkey	Nepal Colombia & other 7 c.	Estonia Spain South Korea	Israel
Your life as student	All other 13 countries	Algeria Nepal		

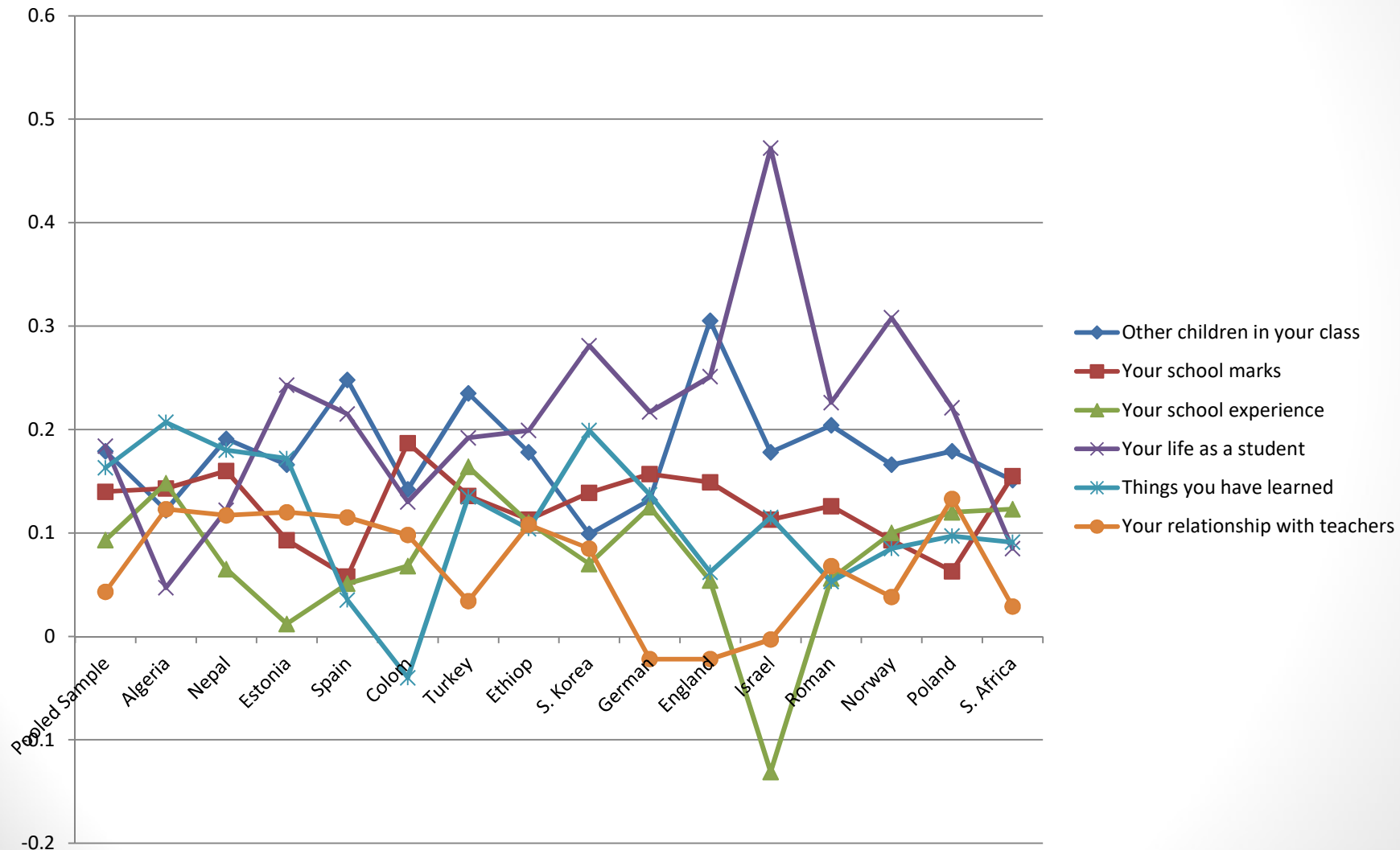
Contribution of school-related satisfaction items to SWB (using OLS) in 15 countries. 12 yo. Regression weights.



Contribution of school- related satisfaction items to SWB (using SLSS) in 15 countries

Satisfaction with....	Significant p>.001	Significant p> .05	Non- significant	Negative
Other children in your class	All 15 countries			
Your relationships with teachers	Algeria Nepal Estonia Spain	Colombia Ethiopia South Korea Romania Poland	Turkey Norway South Africa	Germany England Israel
Things you have learned	Algeria Nepal Estonia Turkey South Korea	Spain Ethiopia Germany Israel Norway Poland South Africa	England Romania	Colombia
Your school marks	Algeria Nepal Colombia Turkey & 6 more c	Estonia Spain Israel Norway Poland		
Your school experience	Algeria Turkey Ethiopia South Africa	Nepal South Korea Germany Norway Poland	Estonia Spain Colombia England Romania	Israel
Your life as student	All other 12 countries	Colombia South Africa	Algeria	

Contribution of school-related satisfaction items to SWB (using SLSS) in 15 countries. 12 yo. Regression weights



Highest and lowest contribution of school-related satisfaction items to SWB. 12 yo. Aggregated sample

	Dependent variable (SWB indicator)	
Satisfaction with:	OLS	SLSS
Other children in your class	Highest contribution in 6 countries	Highest contribution in 5 countries
Your relationships with teachers	Lowest contribution in 6 countries	Lowest contribution in 7 countries
Things you have learned	Lowest contribution in 2 countries	Highest contribution in 1 country Lowest contribution in 3 countries
Your school marks	Lowest contribution in 5 countries	Highest contribution in 1 country
Your school experience	Highest contribution in 1 country Lowest contribution in 2 countries	Lowest contribution in 5 countries
Your life as student	Highest contribution in 8 countries	Highest contribution in 8 countries

Final remarks

- Our data analysis clearly points out that the different SWB psychometric scales here used are sensitive to the socio-cultural context they are used in.
- Despite the high correlation usually observed among them, the election of a concrete scale can be associated to different results.
- Therefore, using more than one psychometric scale for any SWB analysis with children is advised.
- The reasons for that discriminant sensitivity in different countries should be more in-depth researched in the future.

Learning more about the results of the second wave: Decreasing-with-age SWB and contribution of school-related satisfaction items to SWB

Ferran Casas

Emeritus Professor on Social Psychology
ERIDIQv research team. www.udg.edu/eridiqv
Research Institute on Quality of Life (IRQV)

Universitat de Girona (UdG)



Children's Worlds Frankfurt Meeting
25th-26th May, 2017

**CHILDREN'S
WORLDS**



INTERNATIONAL SURVEY OF CHILDREN'S WELL-BEING (ISCWeB)

**JACOBS
FOUNDATION**

Our Promise to Youth