



# ISCWeb

## Sampling and Data Collection – Israel

Prof. Asher Ben Arie  
Dr. Avital Kaye Tzadok

Istanbul 2014

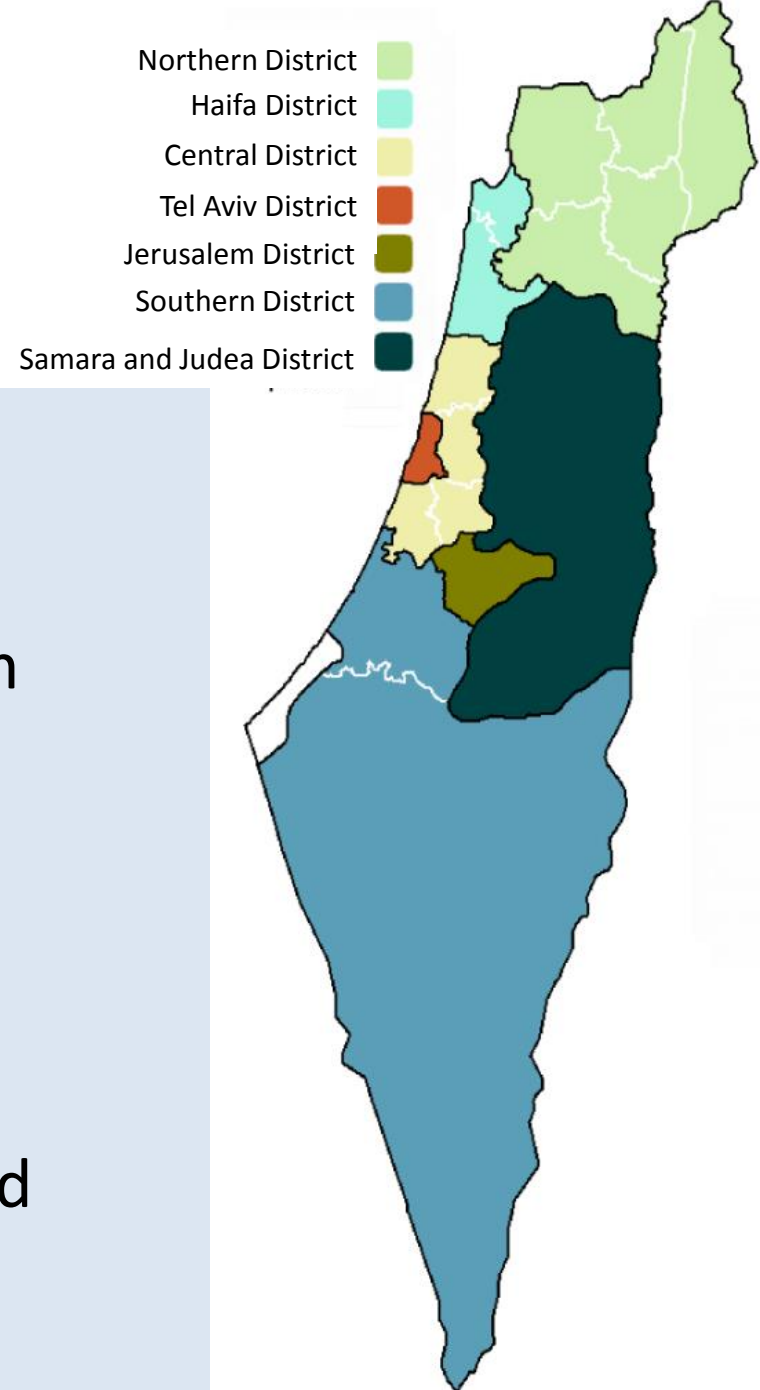


# Creating the Sample

- Sampling was based on current statistics of 8, 10 and 12 year old children from Israel's Central Bureau of Statistics.
- In the last school year (2012-2013) there were 426,020 students studying in the 2<sup>nd</sup>, 4<sup>th</sup> and 6<sup>th</sup> grade:
- 51.6% boys and 48.84% girls.
- 72.53% go to Jewish schools and 27.47% to Arab schools (9% of these are Christians, 8% of them Druze and the rest are Muslim. Out of Muslims 20% are Bedouin).
- Out of all students studying at Jewish schools 67.57% attended secular schools, 13.9% attended religious schools, and 18.53% attended ultra-orthodox schools ("HAREDI" schools).

# Creating the Sample

- In the last school year there were 2,434 elementary schools in the seven geographic districts in Israel (grades 1<sup>st</sup> to 6<sup>th</sup>):
- 16.41% in the District of Jerusalem
- 17.71% in the Northern District
- 10.32% in the Haifa District
- 19.33% in the Central region
- 12.50% in the Tel Aviv region
- 15.11% in the Southern District
- 7.04% in the District of Samara and Judea



# Creating the Sample

- We received the full list of all schools from Israel's Ministry of Education.
- Special education schools were dropped.
- Out of this list we randomly created a sample of 120 schools:
- 30 Arab schools (25% of the sample)- Including 3 Arab-Christian schools (10% of Arab schools), 3 Druze schools (10% of Arab schools) and 6 Bedouin schools (20% of Arab schools) 21 Muslim-Arab schools (60% of the Arab sample).
- 90 Jewish schools (75% of the sample) – Including 60 Secular schools (67% of the Jewish sample), 13 religious schools (14% of the Jewish sample), and 16 ultra-orthodox schools (18% of the Jewish sample).

# Final Sample –Jewish Secular Schools

	Number of schools in Sample	Goal	Actual number of schools sampled in this district
District of Jerusalem	10	4	4
Northern District	10	3	3
Haifa District	6	2	2
Central District	12	4	4
Tel Aviv District	8	3	3
Southern District	10	3	3
District of Samara & Judea	4	1	1
Total	60	20	20

# Final Sample –Jewish Religious Schools

	Number of schools in Sample	Goal	Actual number of schools sampled in this district
District of Jerusalem	2	1	1
Northern District	2	0	0
Haifa District	1	0	1
Central District	3	1	1
Tel Aviv District	1	1	1
Southern District	3	1	0
District of Samara and Judea	1	0	0
Total	13	4	4

# Final Sample –Jewish Ultra-Orthodox Schools

	Number of schools in Sample	Goal	Actual number of schools sampled in this district
District of Jerusalem	2	1	0
Northern District	2	1	1
Haifa District	2	0	0
Central District	3	1	2
Tel Aviv District	3	1	0
Southern District	2	1	0
District of Samara and Judea	2	0	0
	15	5	3



# Final Sample –Arab-Muslim Schools

	Number of schools in Sample	Goal	Actual number of schools sampled in this district
District of Jerusalem	6	2	2
Northern District	9	3	3
Haifa District	3	1	1
Central District	3	1	1
Tel Aviv District	0	0	0
Southern District	0	0	0
District of Samara and Judea	0	0	0
	21	7	7

# Final Sample –Arab-Muslim Bedouin Schools

	Number of schools in Sample	Goal	Actual number of schools sampled in this district
District of Jerusalem	0	0	0
Northern District	1	0	0
Haifa District	0	0	0
Central District	0	0	0
Tel Aviv District	0	0	0
Southern District	5	2	2
District of Samara and Judea	0	0	0
Total	5	2	2

# Final Sample – Arab (Druze) Schools

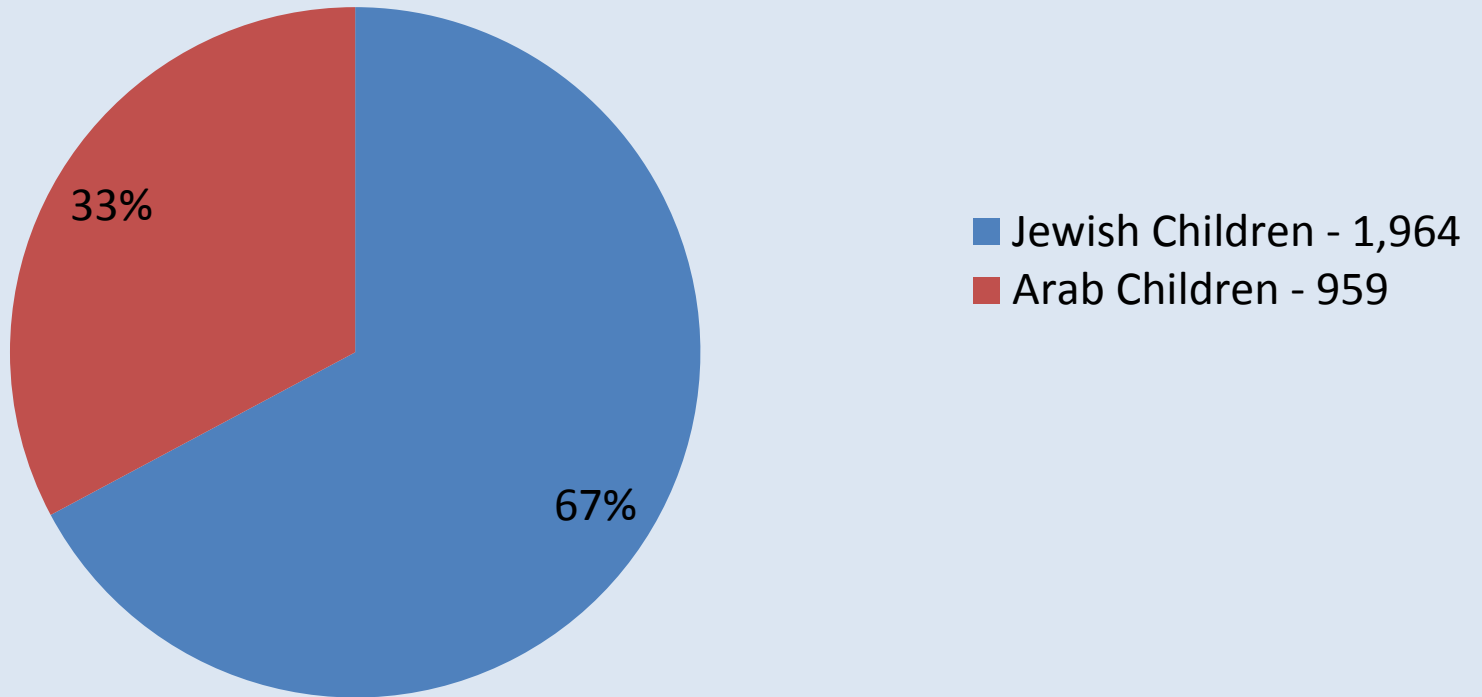
	Number of schools in Sample	Goal	Actual number of schools sampled in this district
District of Jerusalem	0	0	0
Northern District	3	1	1
Haifa District	0	0	0
Central District	0	0	0
Tel Aviv District	0	0	0
Southern District	0	0	0
District of Samara and Judea	0	0	0
Total	3	1	1

# Final Sample – Arab (Christian) Schools

	Number of schools in Sample	Goal	Actual number of schools sampled in this district
District of Jerusalem	0	0	0
Northern District	3	1	1
Haifa District	0	0	0
Central District	0	0	0
Tel Aviv District	0	0	0
Southern District	0	0	0
District of Samara and Judea	0	0	0
Total	3	1	1

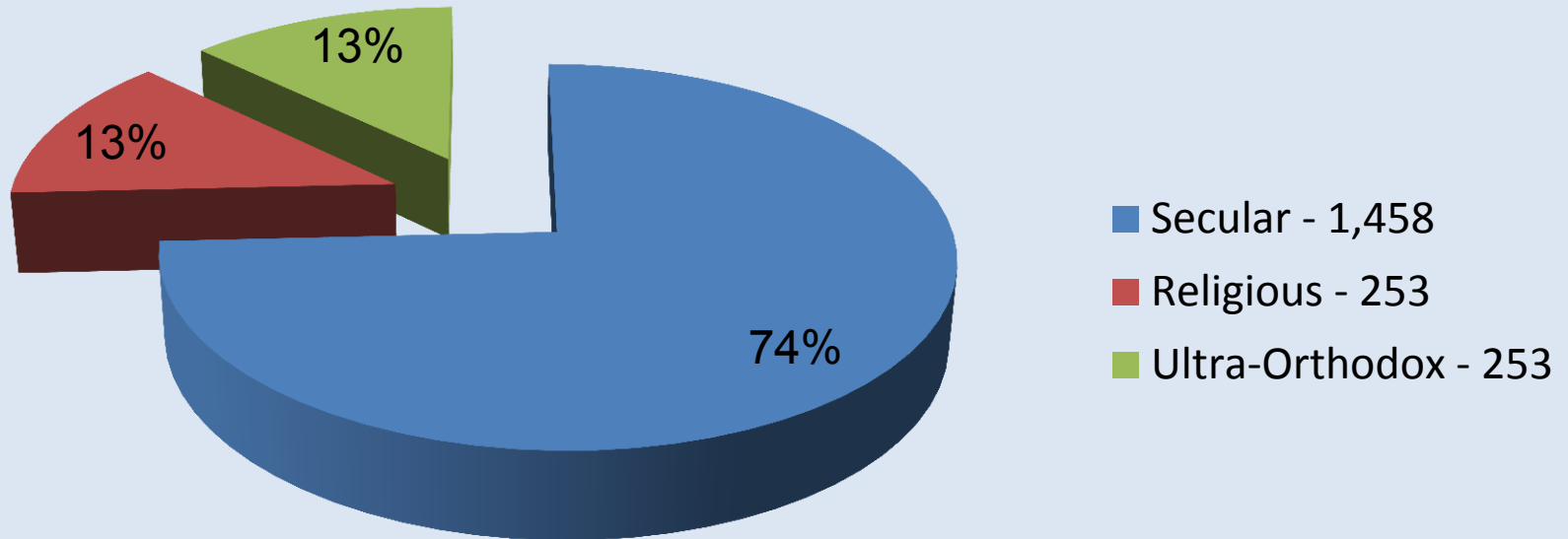
# First Stratification-Religion/Ethnicity

## Final Figures



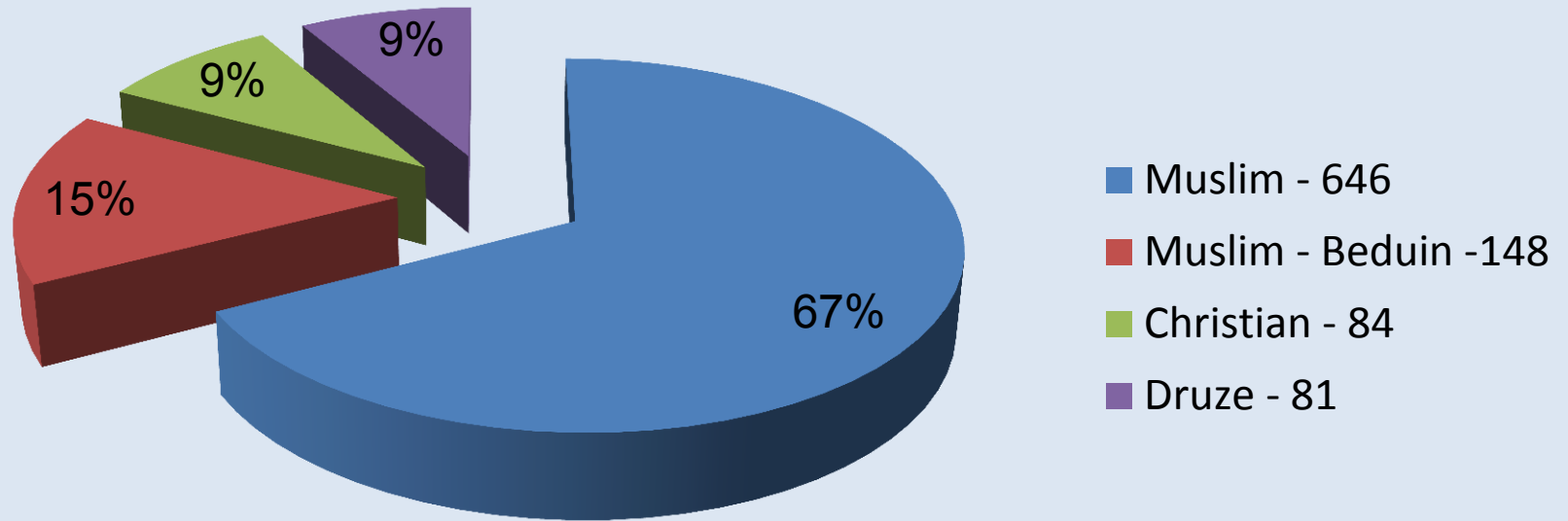
# Second Stratification - Jewish Children – Religiosity Levels

Final Figures



# Second Stratification - Arab Children's Religion

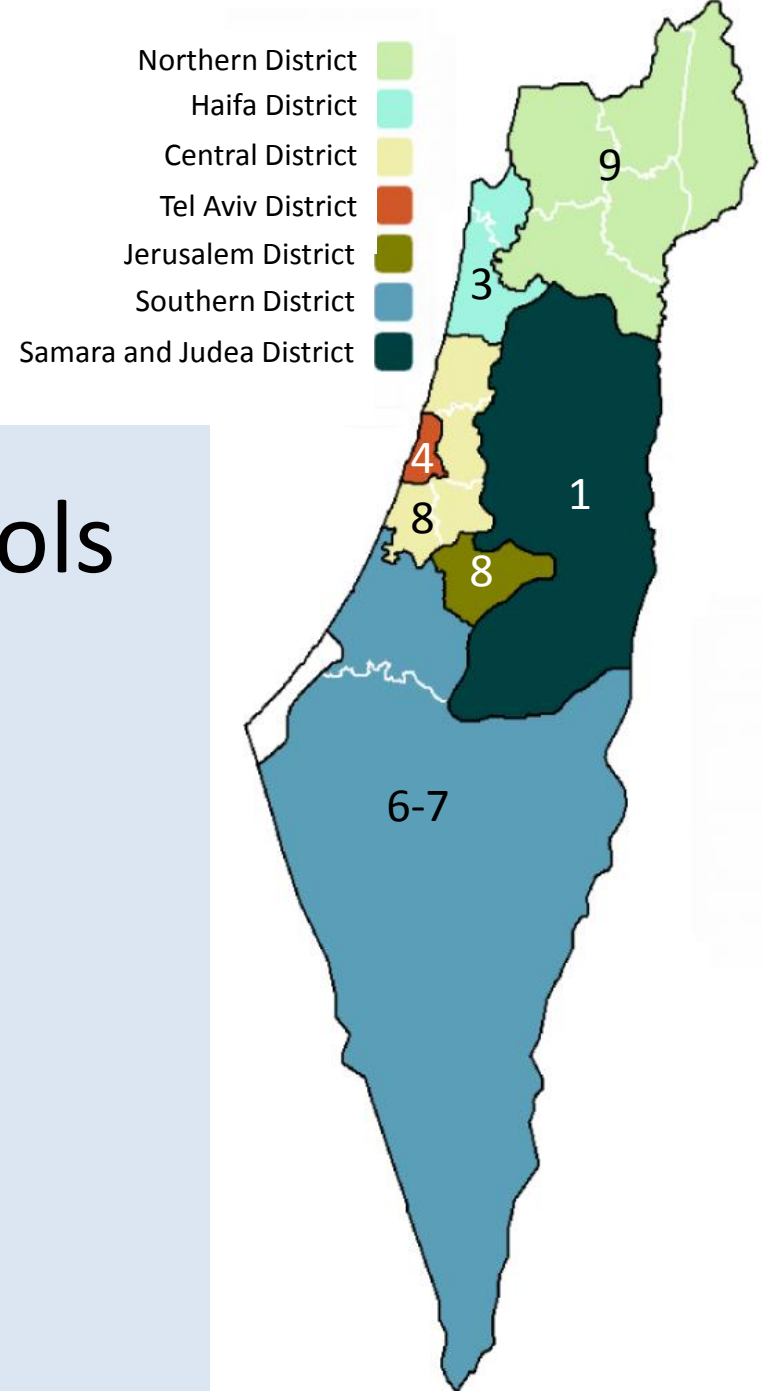
Final Figures



# Third Stratification – Geographical location

(according to districts)

## Final Sample: 39-40 schools





# Final Sample included:

<b>8 year olds</b>	<b>10 year olds</b>	<b>12 year olds</b>	<b>Total</b>
976 children	1,005 children	927 children	2,908 children

# Sampling issues

- Attaining agreement of school principals was not easy, but eventually almost all goals were reached.
- Hardest to reach population was ultra-orthodox Jewish children. This is a closed community living under strict rules and highly suspicious of “outsiders”. Only in this subgroup random sampling proved irrelevant and the 3-4 schools were reached through personal acquaintances.

# Data Collection

- 8 research assistants were hired and trained (all are students at Hebrew University - 5 Jewish, 3 Arab)
- 6 versions of the questionnaire were printed in each language – in children-friendly colors and format



# Data Collection

- Project coordinator or research assistants approached principals of schools in order to obtain permission to enter schools.
- Principals' and teachers' cooperation was key, most of them expressed an interest in the findings.
- Sometimes there were difficulties in establishing privacy while filling out questionnaire (help by teachers was common...)
- Most children were enthusiastic, some said questionnaires asked about private and personal issues.

# Challenges and Problematic items

## 8 year olds

- Most challenging age group.
- In most schools, the entire questionnaire was read to students by a research assistant.
- Filling out the questionnaire took 45-90 minutes.
- Good responses to emoticon scale.
- Items referring to specific times were confusing (“in the last month”/3 months....”)

# Challenges and Problematic items

## 8 year olds

- Different scales were sometimes challenging for children
- Items regarding local and outdoor area were sometimes confusing.
- Some children were unfamiliar with the concept of “children’s rights”/”children’s rights convention”

# Challenges and Problematic items

## 10 year olds + 12 year olds

- Filling out the questionnaire took 30-45 minutes
- Questions regarding home/s were confusing, children of divorced parents had difficult time choosing “main home”
- Item regarding “a paid job” –unfamiliar term for children.
- “Imagine you are already an adult...” (appreciation of different qualities) was difficult for some children.
- Some children perceived an overseas visit as living in another country....
- Some children did not understand the question about living with the same parents as one year ago, some were even angered by this question (“I’m not an orphan!”)

# Challenges and Problematic items

## 10 year olds + 12 year olds

- Items regarding local and outdoor area were sometimes confusing.
- Sometimes, children from lower socio-economic background were more sensitive about items referring to money and material things.
- Some children were unfamiliar with the concept of “children’s rights”/”children’s rights convention”



Thank you!