

CHILDREN'S
WORLDS



INTERNATIONAL SURVEY OF CHILDREN'S WELL-BEING (ISCWeB)

Results from ISCWeB Project in Colombia

Marbach Meeting, 6th May 2015

Juanita Bernal



CINDE International Center
for Education and
Human Development

UNESCO Cooperating Center for Early Childhood in Latin America
Latin American Representative and Technical Secretariat of the Consultative
Group for Early Childhood Care and Development

J JACOBS
FOUNDATION

Our Promise to Youth

1. Context of the study: Colombia and the region of Antioquia
2. Sample
3. Results
 - General satisfaction
 - Life domains
 - Highlights
4. Lessons learned and future research

The Context of Colombia

Study in the **region of Antioquia** → **Colombia**, South América, which resembles Country conditions:

- Rural & urban
- Industrialized cities & small towns
- Diverse natural and cultural regions
- Multiethnic population



Important context data

	Colombia	Antioquia
• Total population:	42 million people	6.1 million people
• % children (0-14):	26%	29%
• % urban - rural:	75% urban- 25% rural	77% urban – 23% rural
• Poverty and Gini	33% poverty 0.53 Gini	27% poverty 0.52 Gini
• Illiteracy and education coverage	6.6% - 88% (82% vs 48% permanence in education urban vs rural)	4.9% - 92%

Contextualizing children's lives

- **Family and home context**

- Children live with parents and **extensive** family.

- In the region 40% of households are **women headed**.

- Parenting fluctuates between **modern** and **traditional** practices and varies according to the context (zone, ethnicity, economic status etc)

- **Social context and inequalities**

- Principal **vulnerabilities** are related to poverty, armed conflict and violence, forced displacement, child labour, trafficking and drug consumption. However, families and community can also act as a **protective factor**.

- **Education system**

- Education provided by **official** and **private** institutions.

- Net enrolment rates high for primary and preschool but **drop for secondary** and media. Some determinants are conflict, displacement and insecurity and requirement to work

- Important **differences** in **urban** and **rural** areas.

- **Children rights**

- Colombia signed the Convention on the Rights of the Child and **Children and Adolescents Law** was established in 2006.

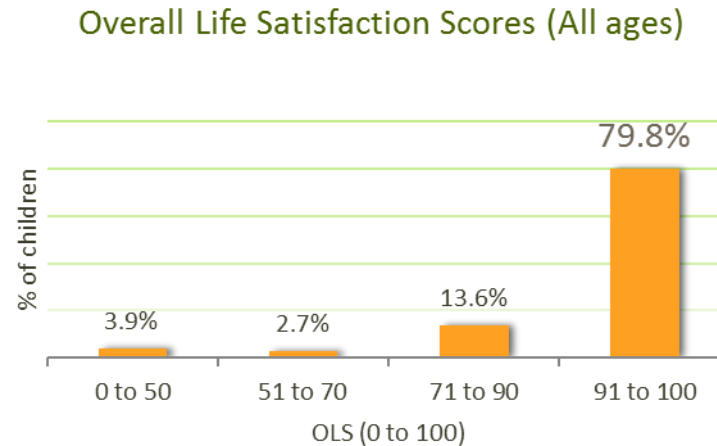
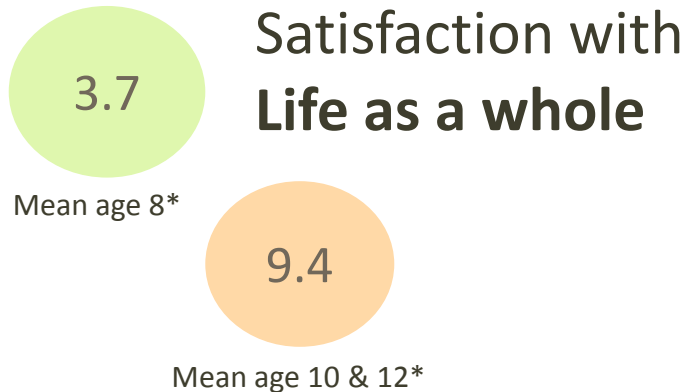
- Different **policy efforts** for the recognition of child rights at national and local level.

Sample

	Boy	Girl	Low Strat	Medium Strat	High Strat	Total Children
Age 8	50%	50%	31%	53%	16%	890
Age 10	49%	51%	37%	55%	13%	926
Age 12	49%	51%	38%	63%	9%	976
All ages	49%	51%	34%	54%	12%	2792

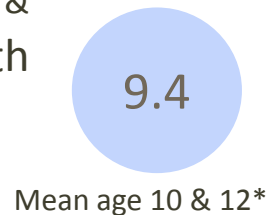
- 98.3% of children were born in Colombia
- 27% lived in town city Medellín, capital of the department
- 73% lived in different regions of Antioquia.

Children are highly satisfied




- **Positive about Future**

80% children (age 10 & 12) highly satisfied with their preparation for the future

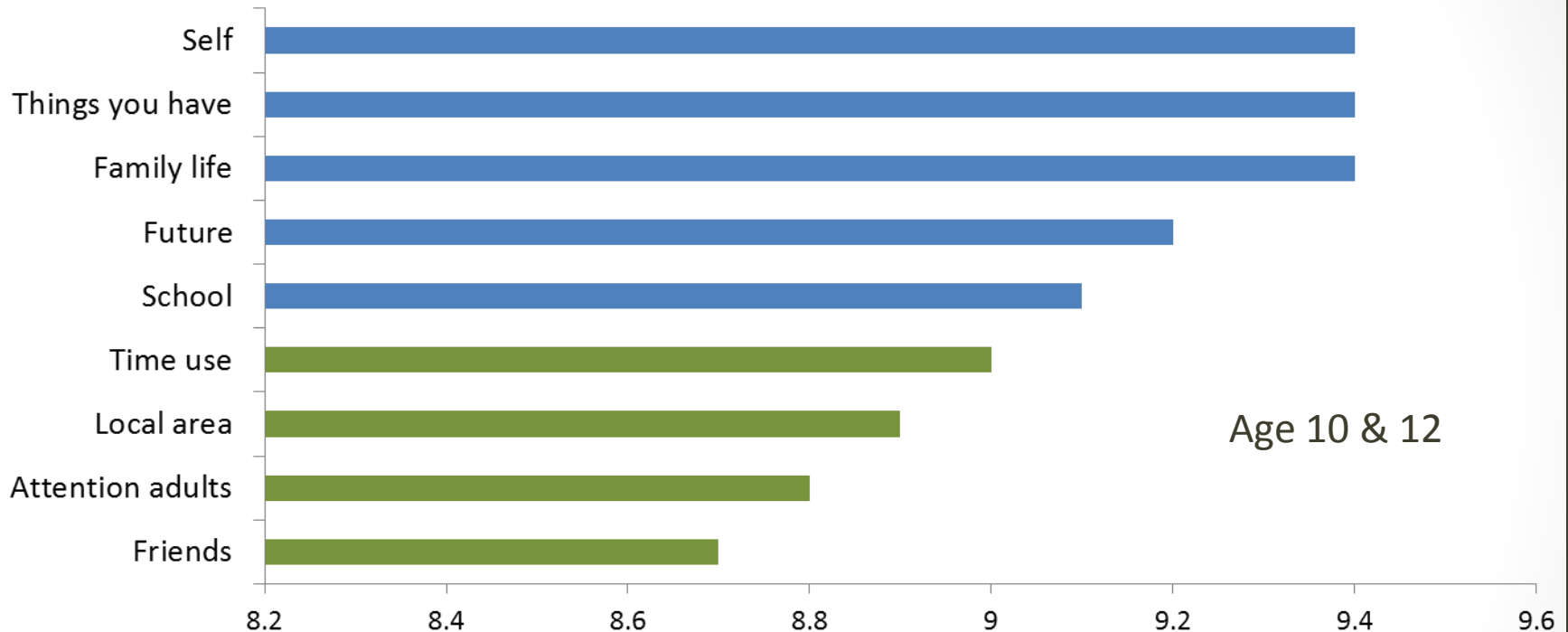


- **More satisfied than happy**

64% children (age 10 & 12) totally happy in the past two weeks



Satisfaction by life domains

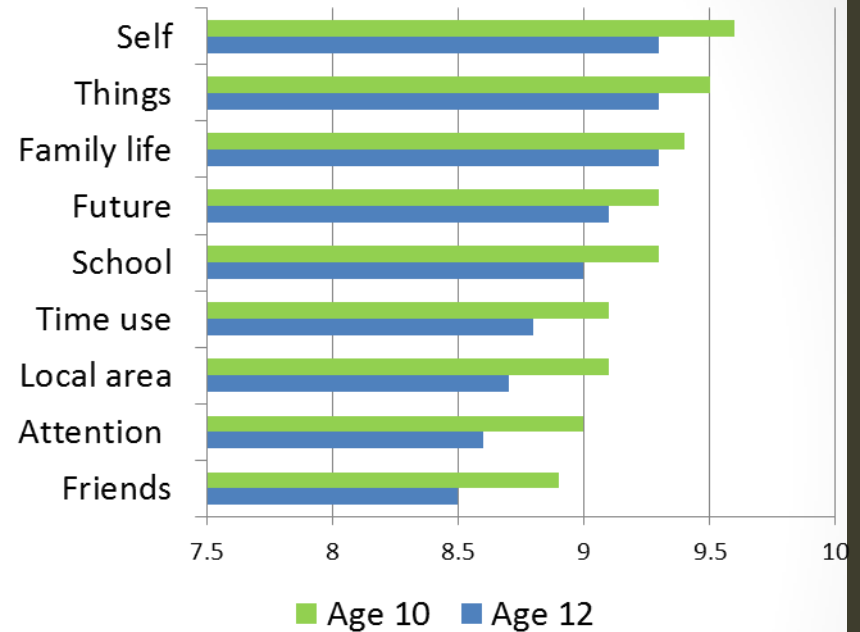
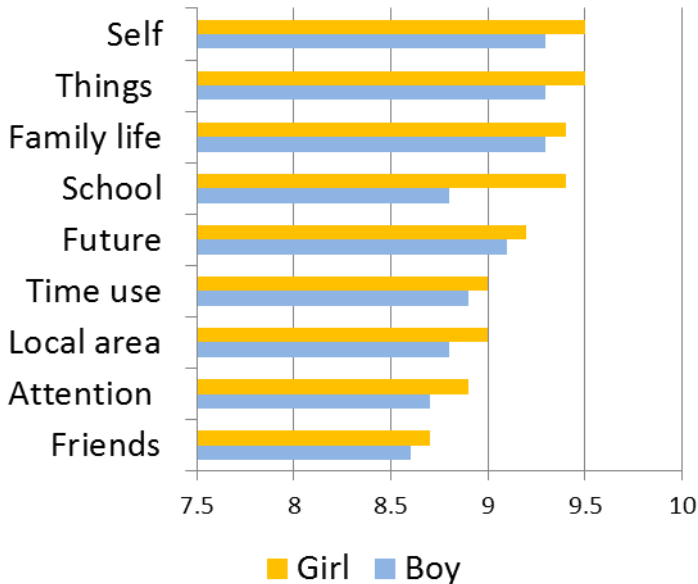


😊 **Self***, **Possesions** and **Family life** are the domains with higher satisfaction

~ **Friends**, **Attention** paid by adults and **Local area** are the domains with less satisfaction

- Results for age 8 follow a similar pattern

Differences Age, Gender, Stratum



- There are small differences by gender except for **School** where **Girls** are importantly **more satisfied** than boys
- Differences by Age are higher, especially for friends, local area and attention: **Younger** children **more satisfied in all aspects**
- Significant differences by stratum: **high stratum** more satisfied in almost all areas

Money and possessions

→ Children are happy with things they have:

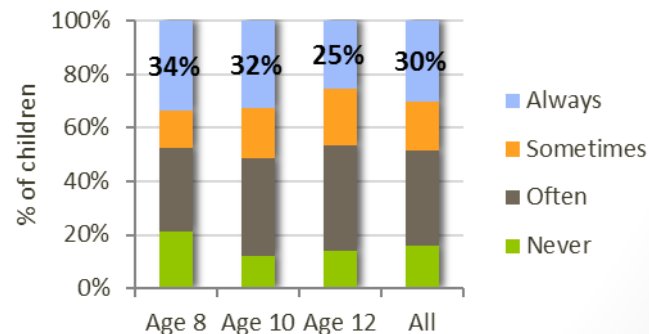
85% (age 8) 78% (age 10&12) very happy

3.7/
9.4

Material Possessions

- More than **95%** of children have *clothes* and *television*
- In a less extent (around **75%**) *computer* at home and *mobile*.
- Lower percentages have books, music of their own and own room.
- 13% lack more than five out of nine items
- Children who lack more items are in general less satisfied

→ Children worry about family money




Family, home and local area

- **No place like home...**

→ **Family life highly valued**

- ✓ Agree parents treat fairly: **79%**
- ✓ Learn and have fun every day: more than **75%**
- ~ Less listened by parents



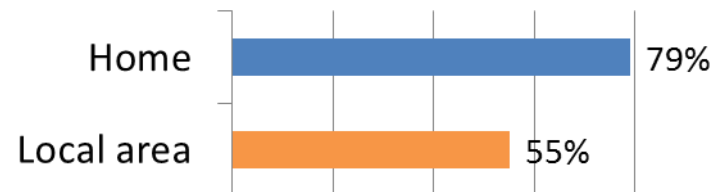
- **But the outside...**

→ **Less satisfaction with local area**

~ **8.2** : mean satisfaction with people in the area (10 & 12)

→ **Safe at home, less safe outside**

% Totally agree with statement feel safe at



→ **Few places for play and study inside and outside**

Totally agree with..

Quite **place to study** at home **58%**

Enough **places to play** and have good time **63%**



Mean satisfaction with **outdoor areas** children can use

School and friends

School

Highly agree with

- ✓ Feel safe at school 69%
- ✓ Like going to school 64%

More for girls than boys

→ Feel good at school but less with teachers and classmates

Teachers and learning

Satisfied: Relationship with teachers

3.5/
8.5

Satisfied: Things learned

9.3

Classmates and Bullying

Satisfied with classmates

3.4/
8.1

- Hit 2 or more times a month: **19%**
- Excluded 2 or more times: **25%**

Girls less satisfied with classmates but also less bullied

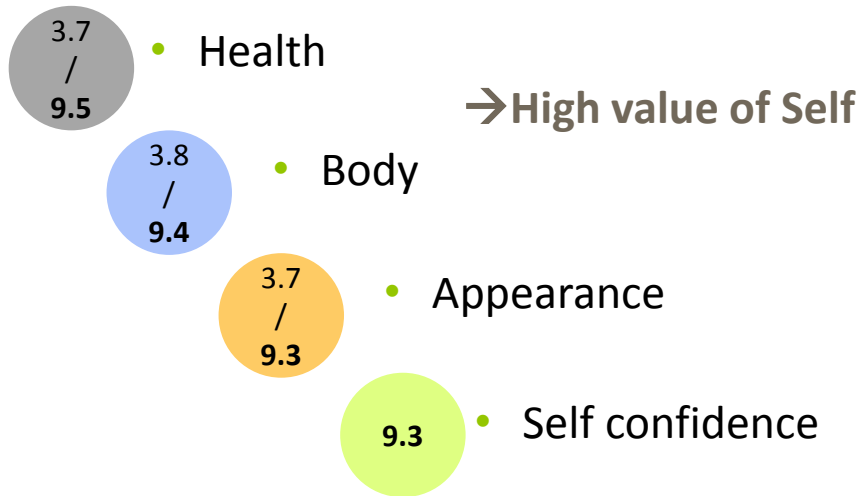
Friends

Satisfied with friends

- Friends are nice: **46%** (girls less in agreement).
- Enough friends: **62%**
- Gather for having fun and talk and much less to study (never 32%)

You, your life and future

YOU



Your time

9.0

Satisfaction with use of time

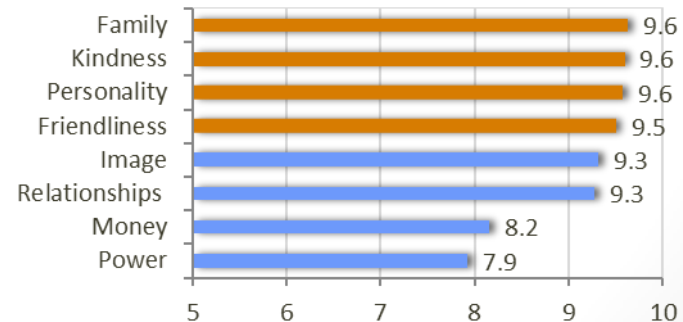
What you do almost every day

Watch tv	76%
Homework	68%
Part of organized activity	18%

Your Future

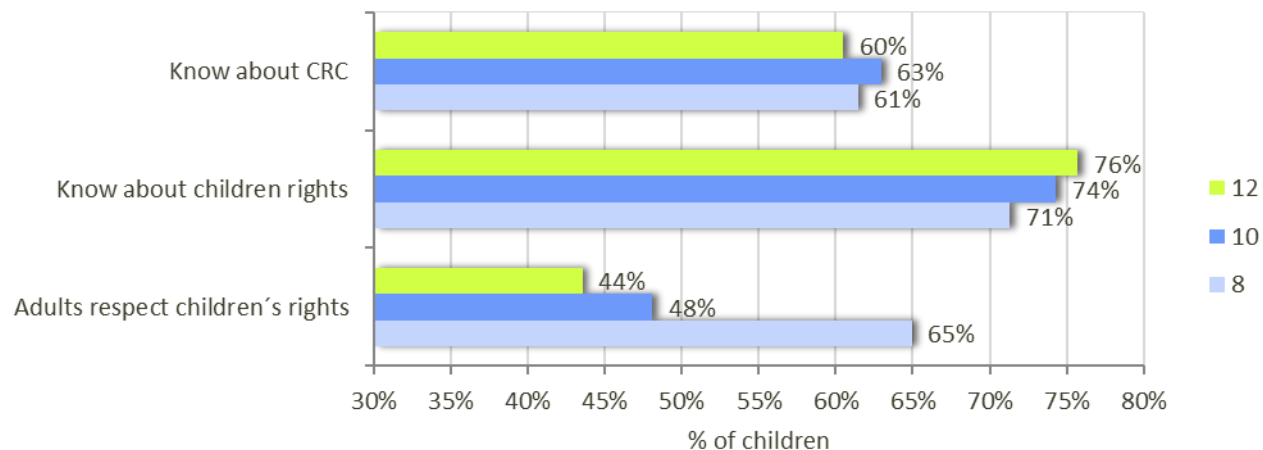
9.2 Mean satisfaction what may happen later in life

→ Want to be recognize by family and kindness values



Children's Rights

→ Know about rights



→ But rights not respected by adults

→ Children Not listened by adults

- Parents listen and take into account: **69%** total agree
- **3.5** and **8.8** means for satisfaction how they are listen by adults
- Teachers listen: **51%** total agree

Highlights and questions

- High levels of satisfaction despite the situation of conflict and violence. *Positive attitude or resignation?*
- Important value to family as safe place *Family as a factor of protection beyond tradition*
- Older children less satisfied *Lyfe cycle or external conditions?*
- Although rights are well known, children are less satisfied with how they are listened by adults *Rights: at the discourse or at practice?*
- The enviroment and institutionality is not satisfying children *inheritance of violence, a big challenge for policy and community*
- Children are positive about the future and find family and kindness as important values, despite the conflict and cultures of money

Future research

- Other regions in Colombia
- More representation of rural area
- Participants outside the education system
- Inclusion of early childhood
- Discussion of results with children to adjust questions
- Participative action with children