

CHILDREN'S
WORLDS



INTERNATIONAL SURVEY OF CHILDREN'S WELL-BEING (ISCWeB)

ISCWeb

Main Findings– Israel

Prof. Asher Ben Arie
Dr. Avital Kaye Tzadok

Marbach Castle, 2015

Israel-General Background

Located in the Mediterranean

22,072 Square kilometers

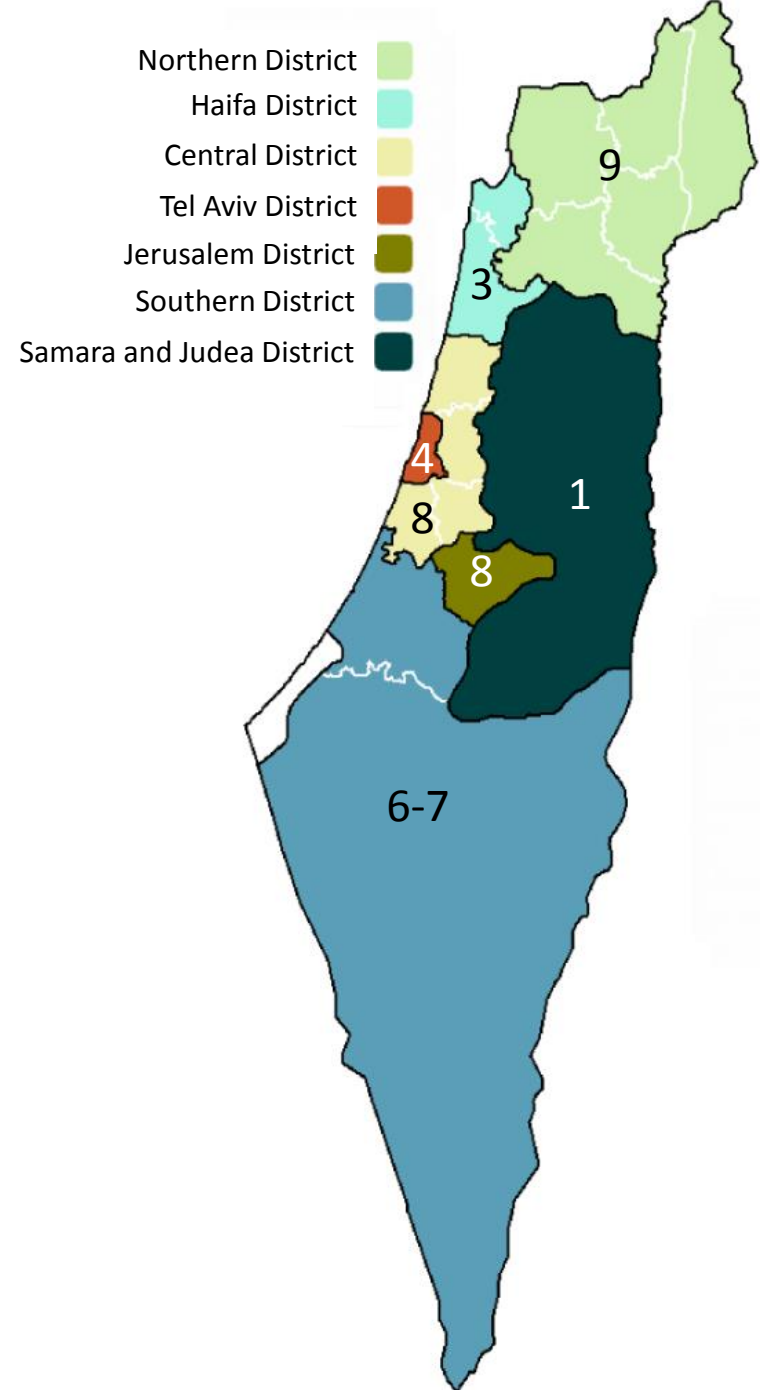
Population: 8.2 Million

Official languages: Hebrew, Arabic



Sample

- Represented entire country
- Schools stratified by:
 - A. Religion/Ethnicity
 - B. Jewish Children's Religiosity Levels
 - C. Arab Children's Religion (Muslim, Christian, Druze)
 - D. Geographical districts



Achieved Sample

2,977 children

- Distributed (almost) equally between the three age groups.
- 49% Girls, 51% Boys.
- 67% Jewish children, 33% Arab children.

Main Findings - Presentation

Findings will be presented in the following sections:

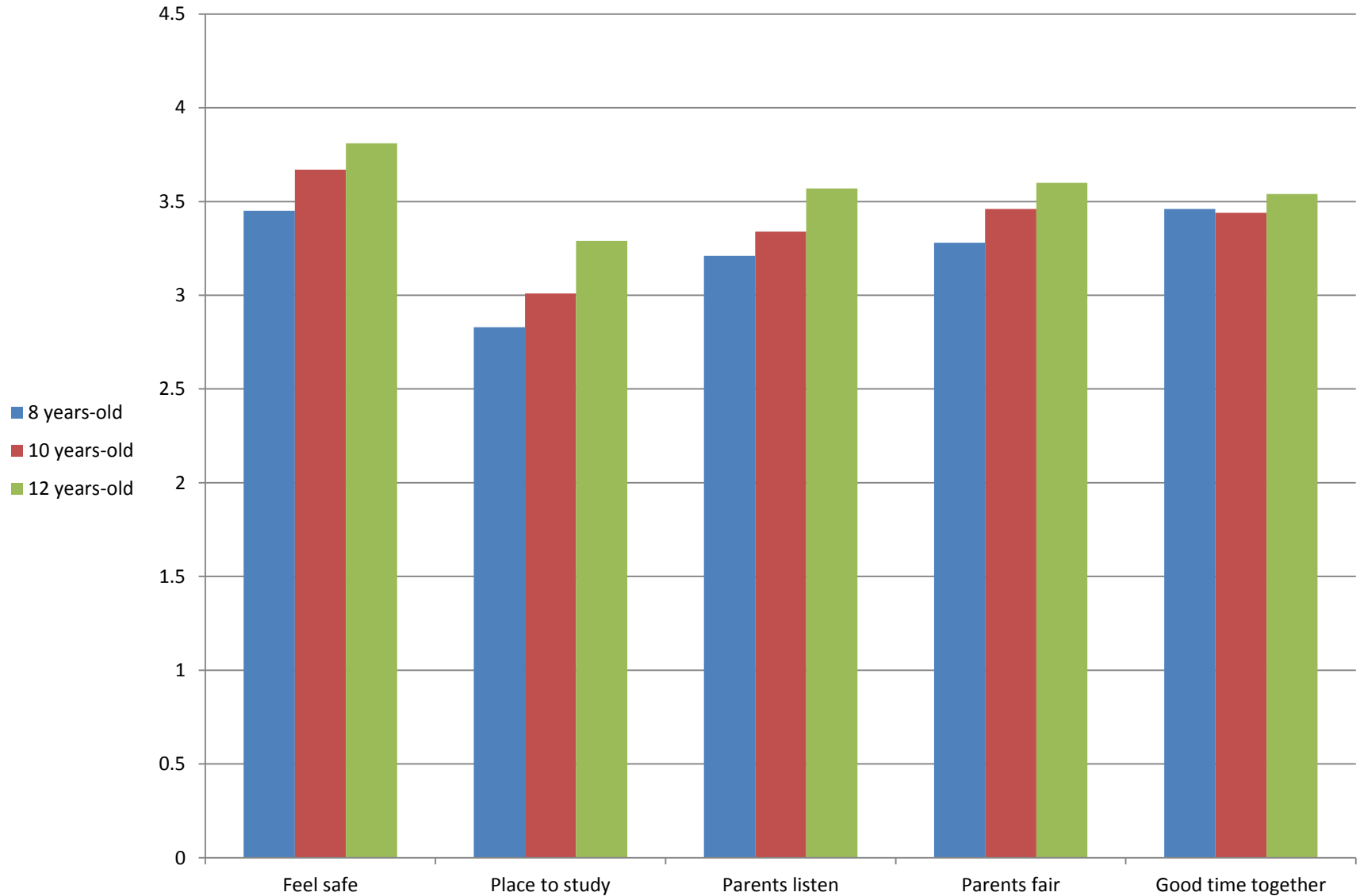
- **Your home and the people you live**
- **Money and things you have with**
- **Your friends and other people**
- **The area where you live**
- **School**
- **Time use**
- **Your life and your future**
- **Overall subjective well-being**

Your home and the people you live

- Age: The older the children, the more chance of them reporting that they feel safe at home, have a quiet place to study, listened to by parents and treated fairly by them (as shown in next slide).

Your home and the people you live with

Variations in questions about home and the people you live with (All age groups) (Means)



Your home and the people you live

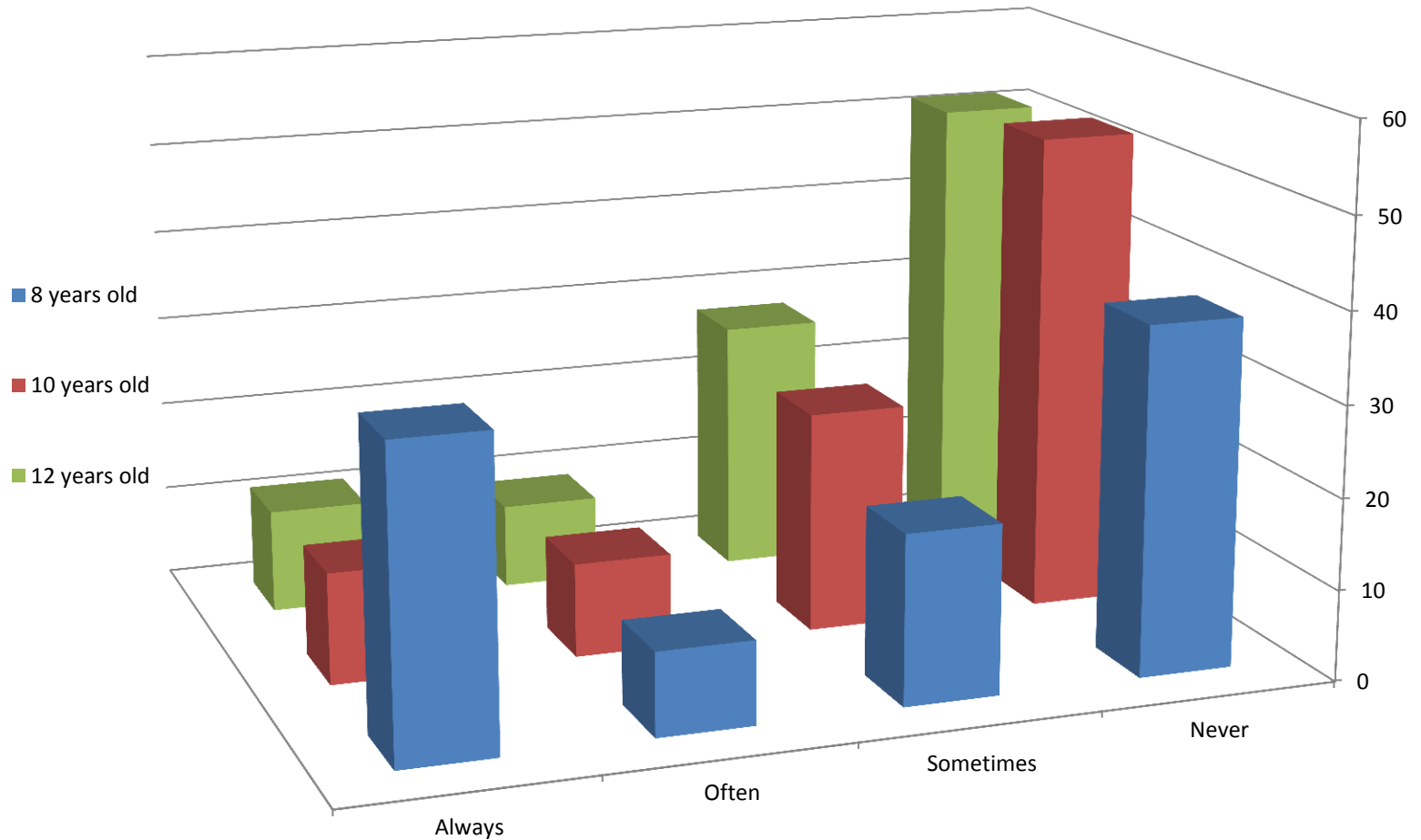
- Gender: 8 years-olds girls felt their parents treated them fairly more than boys. Also, girls feel safer at home, feel more listened to by parents, and have more good time together as a family. 12 years-olds girls felt that their parents listened to them, more so than boys and also reported to have more good time together as a family.
- Material Deprivation: In all age groups, materially deprived children were less satisfied with their home and the people they live with.
- Talking together: Some children reported that in the past week they never (2.7%) or only once or twice (10.5%) talked with their family.
- Ethnicity: Arab children of all ages reported that their families have fun and learn together more than Jewish children (in 10 and 12 age-groups they also reported they talked together more).

Money and things you have with

- Lacking items: Among 8 years-old age group 18.2% lacked at least one out of the five items and among 10 and 12 age-groups 59.3% (on average) of the children lacked at least one of the nine items.
- **Higher material deprivation** in all three age groups was related to less satisfaction with 'things you have'.
- Children with higher material deprivation had the same number of working adults as children with lower material deprivation.
- Worrying about money: Arab reported being more worried than Jewish children (ages 10 & 12). Worrying about money was much more common among younger children (33.7% of 8 year olds “always” worry, as opposed to only 11.4% of 12 years olds – **see next slide**).

Money and things you have

Frequency of worrying about how much money the family has (all age group) (%)



Your friends and other people

- Ethnicity: Arab children reported that their friends are nicer to them when compared to Jewish children.
- Material deprivation: Children lacking more items reported lower scores on both aspects regarding friendships ('friends usually nice'; 'have enough friends'), when compared to children lacking fewer items.
- Material deprivation in all three age groups was related to friends talking less together and having less fun together, and in the 12 years-olds also to less studying together.
- Gender: in the 12 years-olds, girls were more satisfied regarding people in their area and their relationships with people in general.
- Age: As the children get older, they report talking together with friends more but have less fun together and less study meetings together.

The area where you live

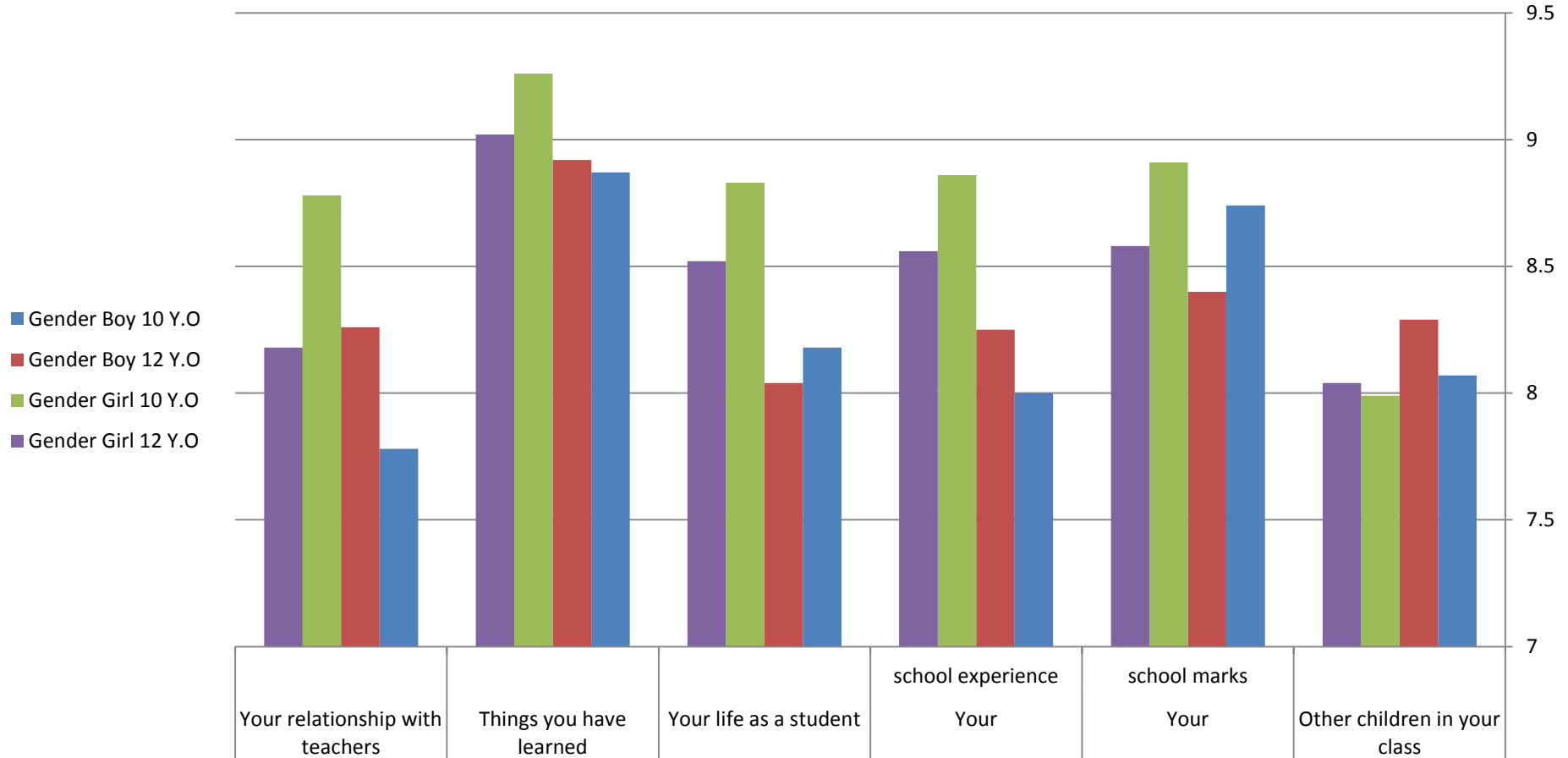
- Age: As children were older, they were less satisfied with 'places to play or to have a good time' and also felt less safe.
- Ethnicity: In the 8 and 10 age groups, Arab children had less places to play than Jewish children. Also, they were less satisfied with the area they live in general and the outdoor areas children can use
- Materially deprived children felt less safe to walk in their areas, were less satisfied with places to play, less satisfied with the area they live in general and the outdoor areas children can use.
- Gender: 12 years-old girls feel less safe than boys to walk in the area they live in.

School

- Gender: In the 12 years-olds girls liked going to school better than boys. In all ages, boys are much more likely to be hit by other children. In the 8 and 10 age-groups girls were happier in regards to all aspects of school (**see next slide**).

School

Variation in satisfaction with school (10 and 12 years-old) (Means) – Gender differences



School

- Age: As children were older, they were less satisfied regarding all aspects of school.
- Material Deprivation: Children with low material deprivation had higher mean satisfaction scores for all aspects of school and reported that they were hit less often.
- Bullying: On average, 43.8% of children had experienced being hit by other children at school and 26.4% had experienced being left out by other children in the class.
- 21.9% of 8 year olds (2nd grade) chose the **unhappiest** emoticon regarding the statement “I like going to school”:



Time use

- Gender: Girls are more likely to read for fun (all ages), less likely to engage in sports/exercise (10&12), more likely do more housework and homework (age 10).
- Ethnicity: Arab children spend more time on housework, sports and computers than Jewish children (age 8). 12 years olds Arab children are more involved in organized leisure, reading more, doing more housework (also 10 years-olds), more homework, more sports, and spending more time taking care of family members. However, in both 10 and 12 age groups, Arab children reported taking fewer classes outside school. 10 years-olds Arab children spent less time on the computer and 12 years-old spent less time by themselves.
- Higher material deprivation is related to taking fewer classes outside school, watching less TV, doing less sports/exercise, and less time spent using computers. In the 10 years-olds it was also related to reading less and in the 10 and 12 age groups to spending less time doing homework. In the 12 years-old age group higher material deprivation was also related to being less involved in organized leisure activities, doing more housework, and spending more time taking care of family members.

Your life and your future

- **8 year olds** were most satisfied with their bodies, their health, what they do in their free time and least satisfied with how they were listened to by adults.
- **Ethnicity**: Arab 8 year old children were less satisfied than Jewish children in regards to their freedom, use of free time and how they are listened to by adults
- **Material deprivation**: Children with high material deprivation satisfaction regarding almost all items (bodies, health, listened to, etc.) was lower than children with low material deprivation.
- **In the 10 years-olds**, the highest levels of satisfaction were with health and appearance. The lowest were with being listened to by adults, things that might happen later in life and doing things away from home.
- **Children's rights**: 43.9% of all children said 'yes' to the question 'I know what rights children have'. A similar proportion of children (39%) said that they knew about the children's rights convention, and 52% said that in their country, adults in general respect children's rights.

Overall subjective well-being

- **High levels of overall subjective well-being** (e.g. 72.5% -80.8% of children scored the maximum on the OLS item).
- **Gender**: 10 years-olds, on some measures (BMSLSS, PWI-SC9 and Positive Affect) girls reported higher well-being. In the other measures (OLS, SLSS, PWI-SC7) girls also scored higher, however differences were not significant. The same trend emerged in the 12 years-olds, but differences on the BMSLSS and Positive affect were only marginally significant, and the girls' score on PWI9 was not significantly higher than the boys.
- **Material deprivation**: children with higher levels of material deprivation tended to have substantially lower levels of subjective well-being.
- Regarding **ethnicity**, there were mixed findings. Arab children (ages 10 & 12) scored higher on the BMSLSS and Positive affect scale (in the 10 years-old age group they also scored higher on the OLS, however this difference was only marginally significant).

General Summary

1. In each of the items related to different domains children reported differing levels of satisfaction, thus showing that children are quite capable of distinguishing between various aspects of their lives (and their differing sense of satisfaction with each of these).
2. First, regarding gender differences, for most aspects of life the differences in satisfaction between girls and boys in all age groups are negligible. On the other hand, for several aspects of life, especially school, girls tend to be more satisfied than boys. This raises questions regarding social expectations of children in school and whether schools' demands and expectations are well suited for both genders.

General Summary

3. Findings regarding differences between Arab and Jewish children in Israel are quite intriguing. How do we understand high satisfaction of a marginalized minority group?
4. Children who reported higher levels of material deprivation were less satisfied with their local area and with all aspects of their school life, some aspects of their familial life and of their friendships, were more likely to have been bullied and had lower levels of overall subjective well-being across all six measures. **These findings cannot be overlooked.**
5. Varying responses due to different age groups need to be looked at further – do we, in schools, families and larger society, take into account the changing needs of children over (only) four years of their lives?