

Well-Being of Children Studying in Public and Private Schools

Nepal Country Paper

Prof. Dr Arbinda Lal Bhomi

Tribhuvan University

Presentation Outline

- The context
- Purpose
- Methodology: Sampling, questionnaires and analysis
- Key results
- Presentation of supporting graphs and tables
- Conclusions and recommendations

The Context: School education in Nepal

- Two types of schools
 - Public schools (Community schools)
 - Private schools (Institutional schools)
- Out of total schools (34,782) with grades 1 to 10,
 - 84% (29,272): Public schools
 - 16% (5,510): Private schools

- Public schools
 - Run with the permission and regular grant from the government
 - Free from grade 1 to 10
- Private schools
 - Run with the permission of the government but without any financial support
 - Run with different types of fees from the students

- Availability and accessibility of public schools to all children whether they belong to rich or poor families: free from grade 1 to 10
- Private schools: more expensive and accessible to those who can pay
- Medium of instruction: Nepali in public schools and English in private schools
- Better performance of private schools: No. of working days, students' achievement level, extracurricular activities, regularity and punctuality of teachers and students

Purpose

- To present the well-being of children studying in public and private schools in Nepal in terms of
 - status of **their lives, daily activities**, and **time use** and
 - **perceptions and evaluations of their own well-being.**

Sampling

No. of public and private sample schools: 72 (82%) and 16 (18%)

No. of sample children of sample public and private schools: 2406 (81%) and 547 (19%)

Stratum No.	Sample districts	No. of public schools	No. of private schools
1.	Jumla	5	1
2.	Taplejung	7	1
3.	Morang	20	7
4.	Banke	15	5
5.	Pyuthan	11	1
6.	Udayapur	14	1
	Total	72 (82%)	16 (18%)

	8 years		10 years		12 years		Total
	Pub	Pri	Pub	Pri	Pub	Pri	
Boys	389	84	393	91	403	90	1450
Girls	406	95	411	89	405	97	1503
Total	795	180	803	180	808	187	2953
	(82)	(18)	(82)	(18)	(81)	(19)	

Questionnaire

- Three sets of questionnaires designed each one for 8, 10 and 12 years age group

Analysis of Data

- Analysis of data generated from 0 to 4 five-point scale and 0 to 10 eleven-point scale is fully based on mean value.
- Yes-no items and frequency scales are analyzed in percentage.

Results

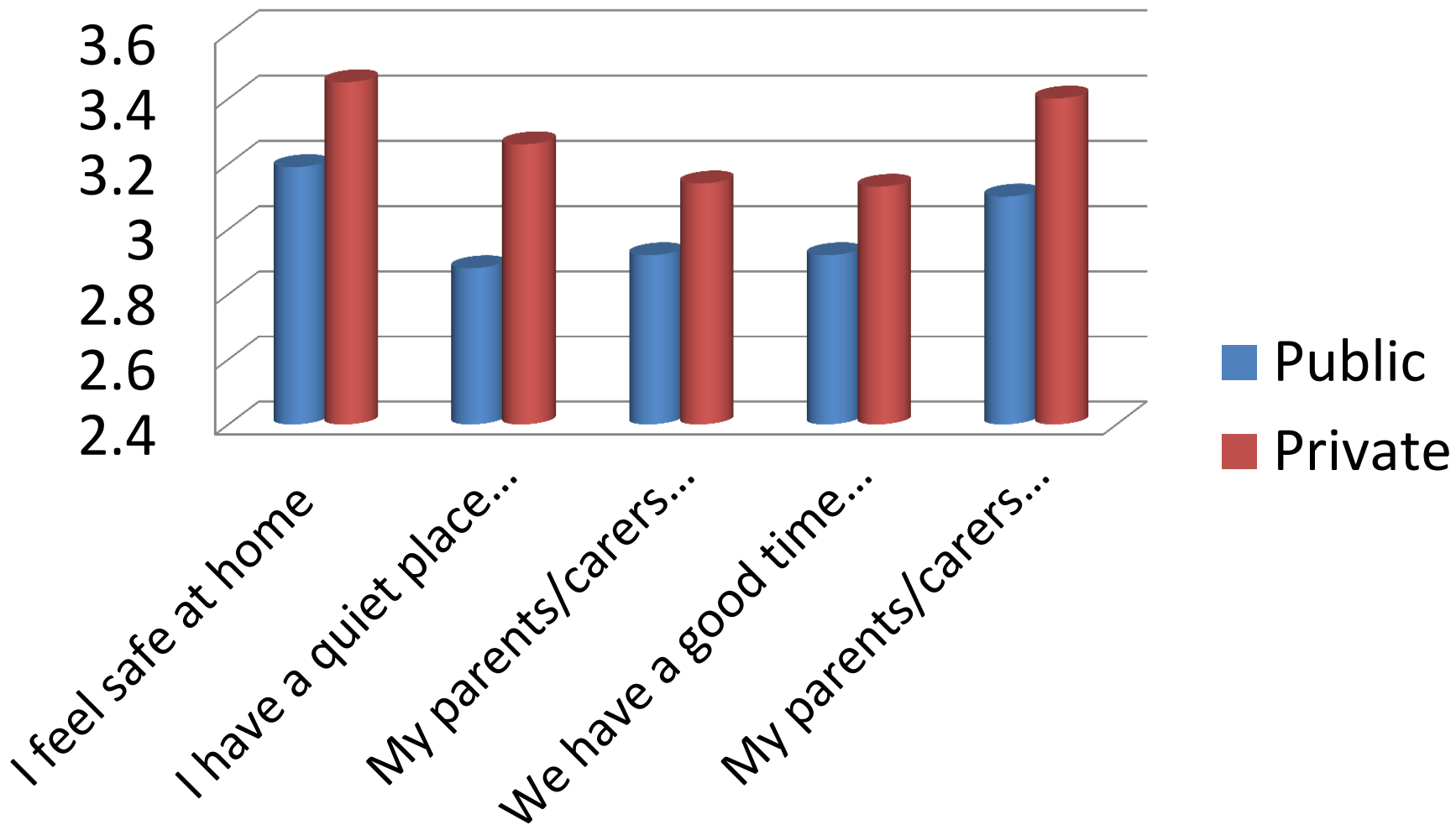
- Responses of children of public and private schools were positive for the items included under
 - Children's home and the people they live with
 - Happy/Satisfaction with house, people and family
 - Happy/satisfaction with whatever things they have
 - Children's friends and other People
 - The area where children live
 - School
 - Time use
 - Children's life and their future

- Children of private schools
 - showed more positive responses in agreement items than those of public schools,
 - were happier/more satisfied than public school children and
 - possess more things than their public school counterparts.

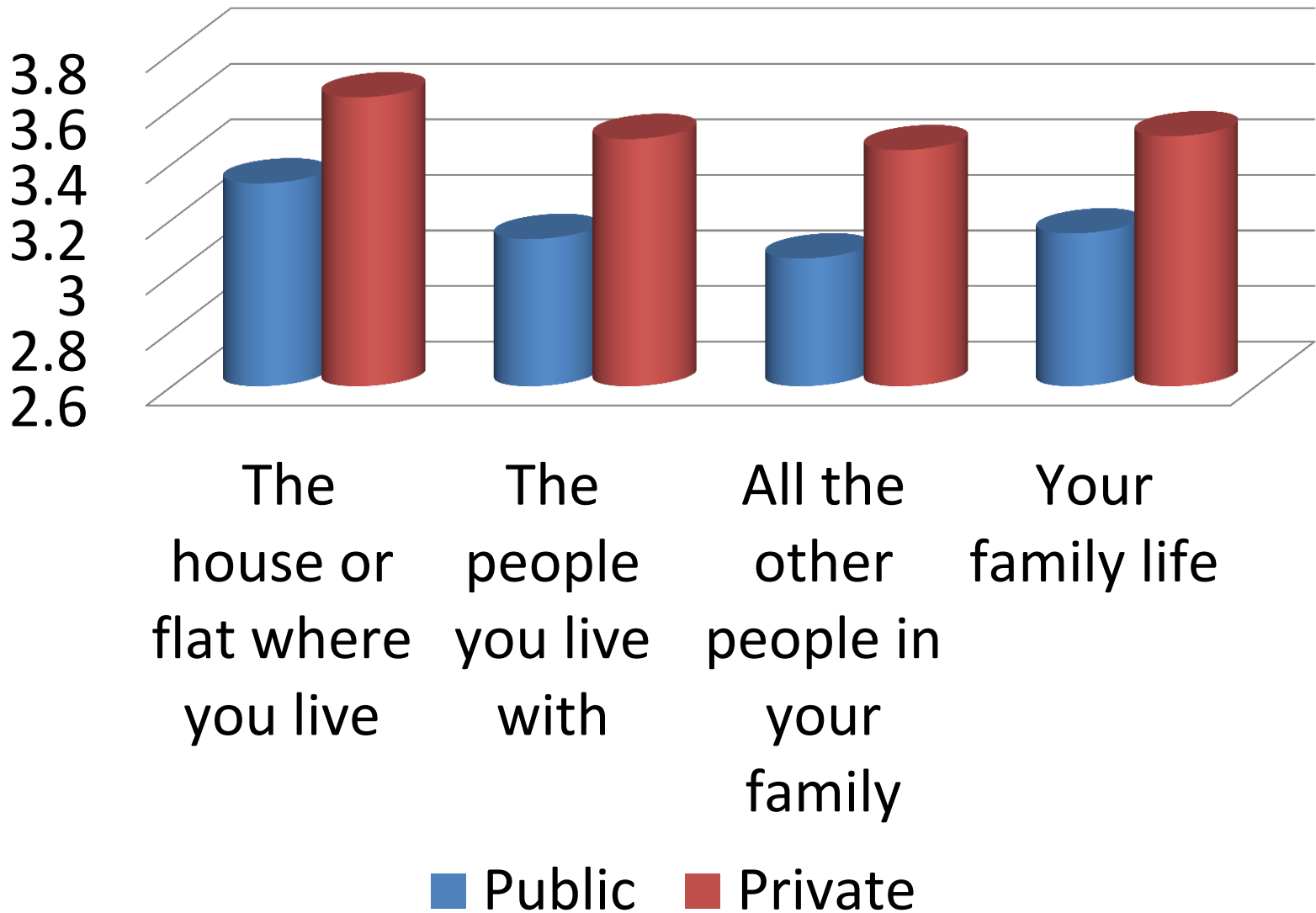
- Responses of children of public and private schools were not positive for some of the items
 - Access to computer and internet
 - Using computer outside schools
 - Taking classes outside school time
- Almost equal response of public and private school children for the item: place to play and safety in their residential areas

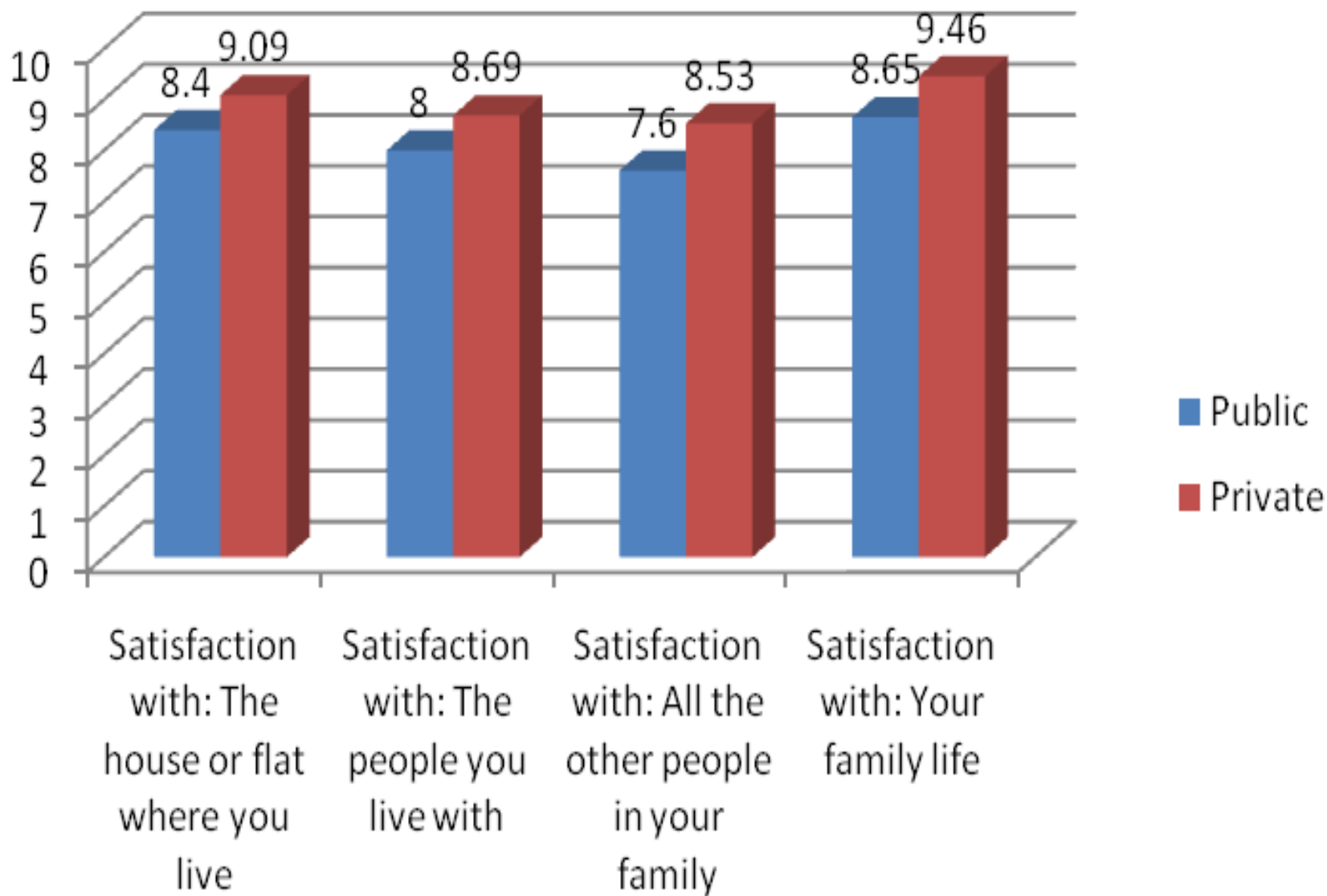
- Extremely low cases of children hit and left out by peers were found in both public and private schools
- Majority of the children of both types of schools knew about child rights. (Public 61.9% and private 76.5%)
- The presentation of supporting graphs and tables are given in the next slides.

Home condition and views on parents and family

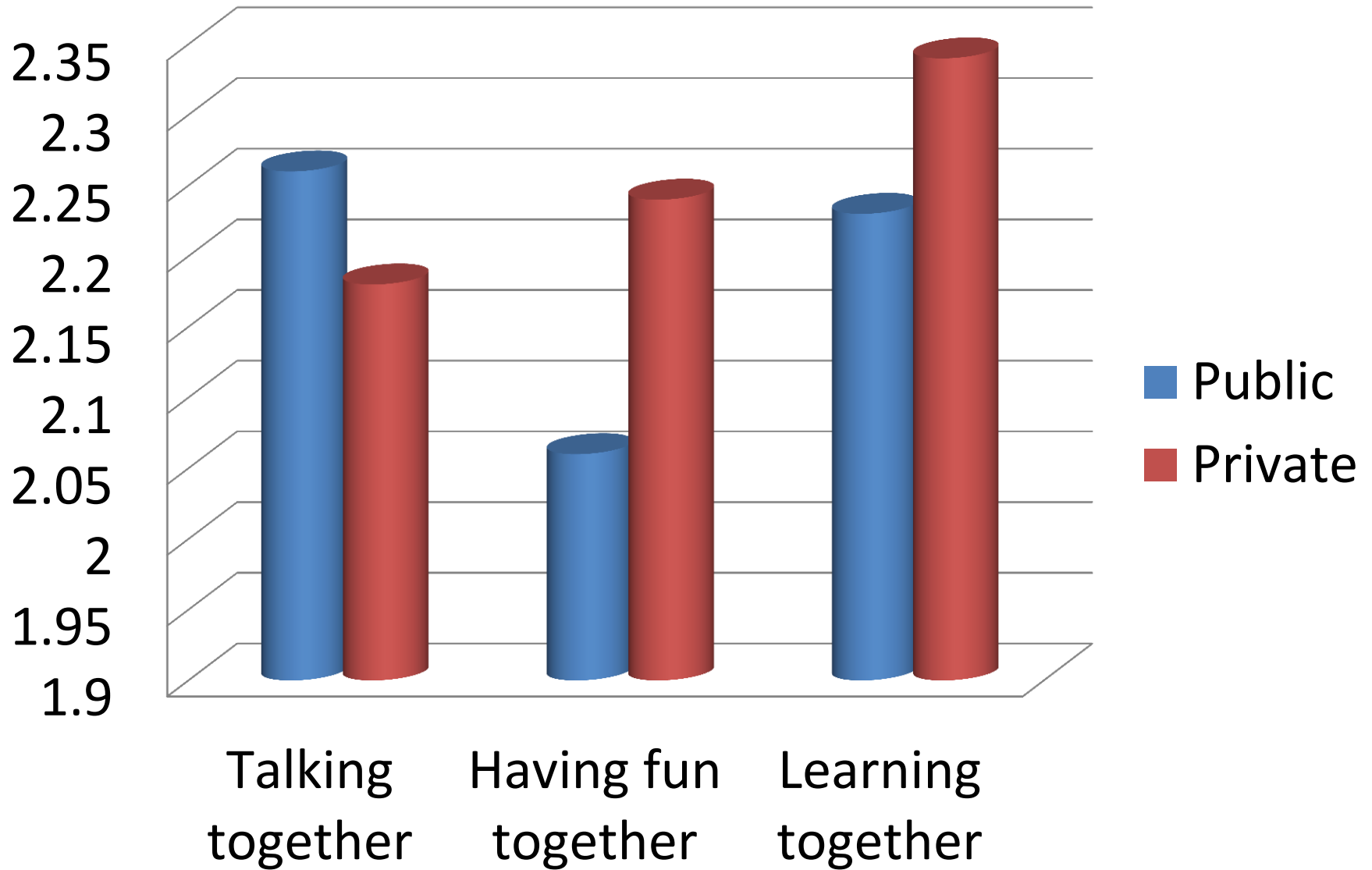


Happy with house, people and family (8)

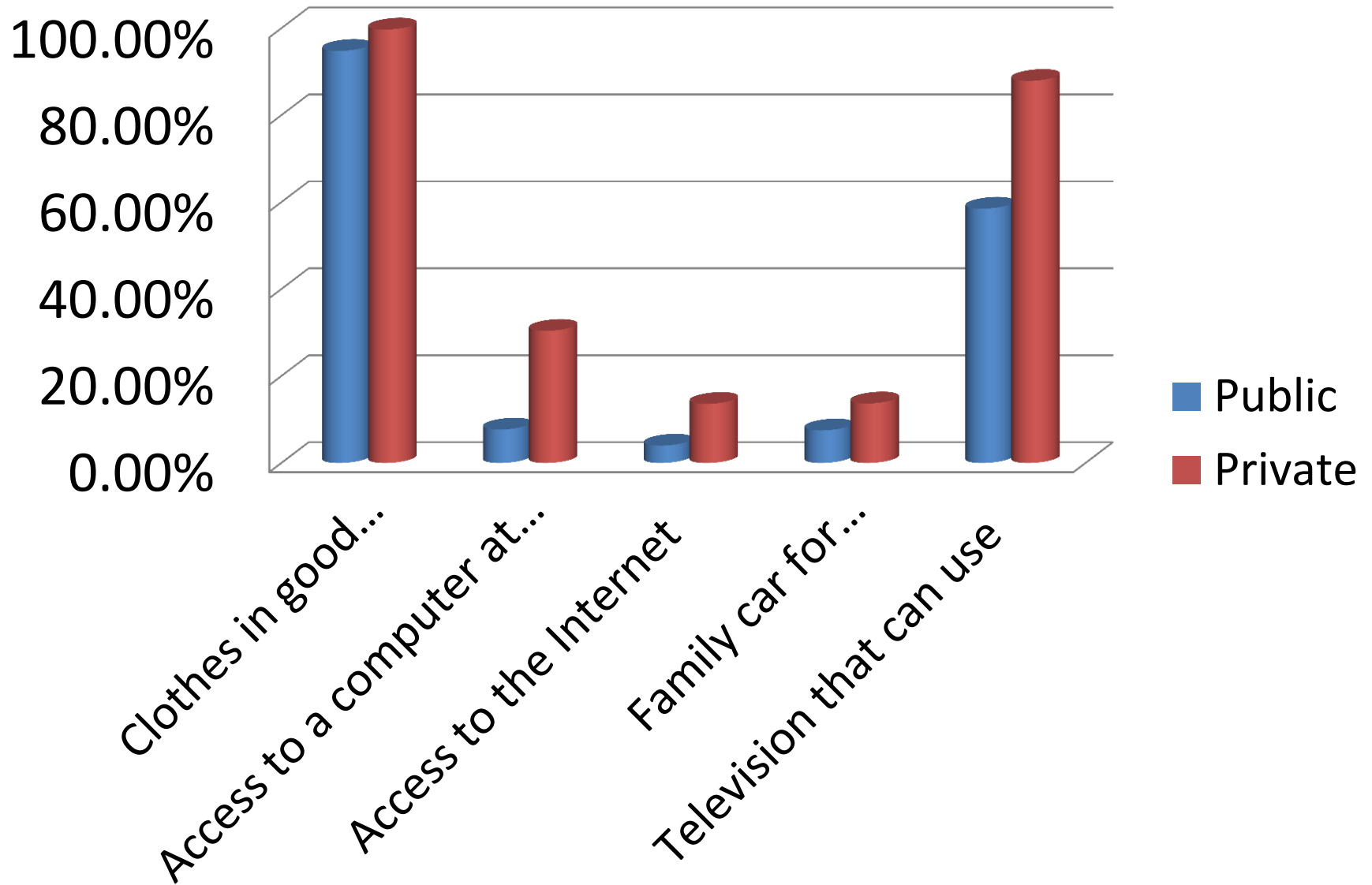




Time spent with family

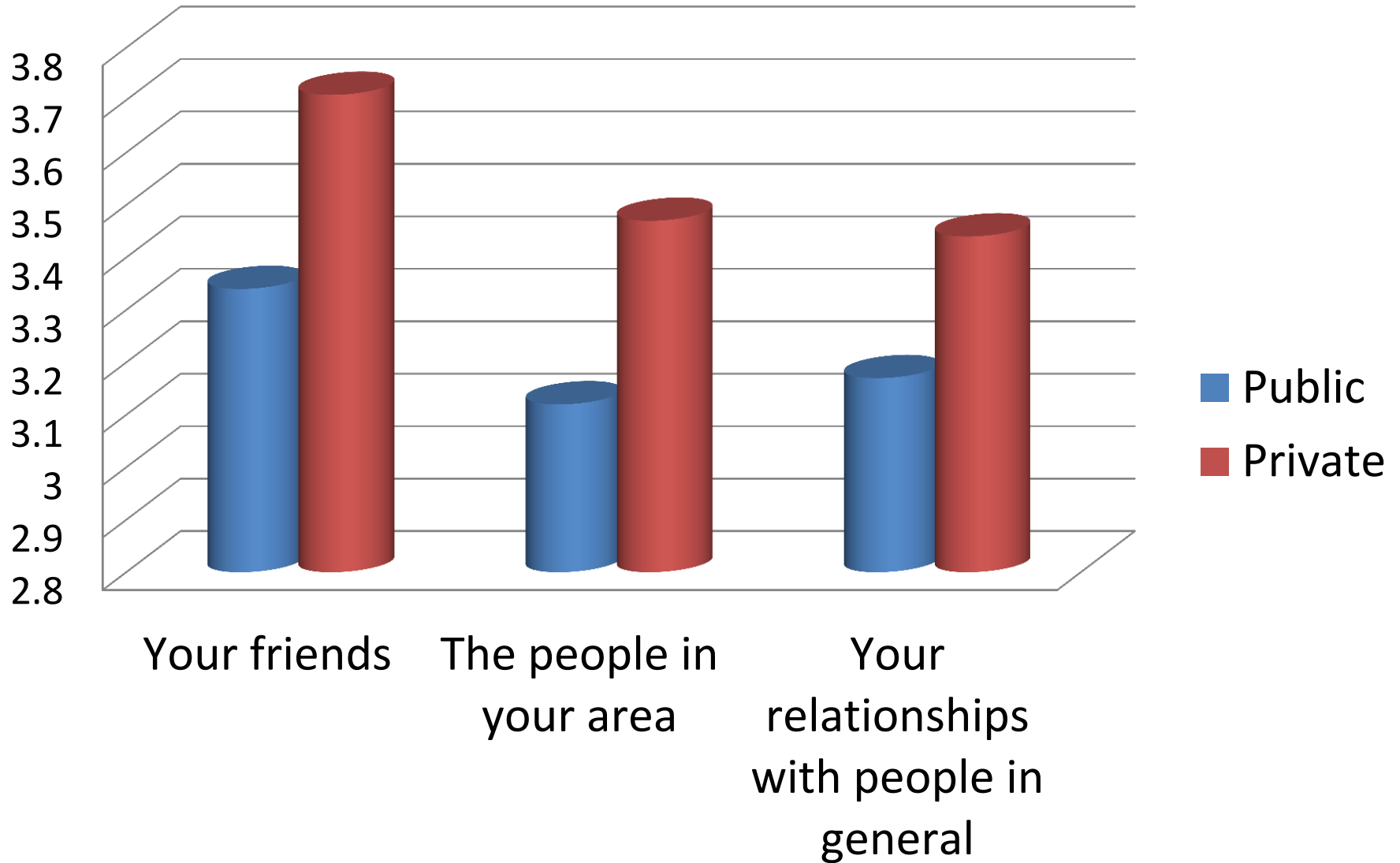


Things Children Have (8 years)

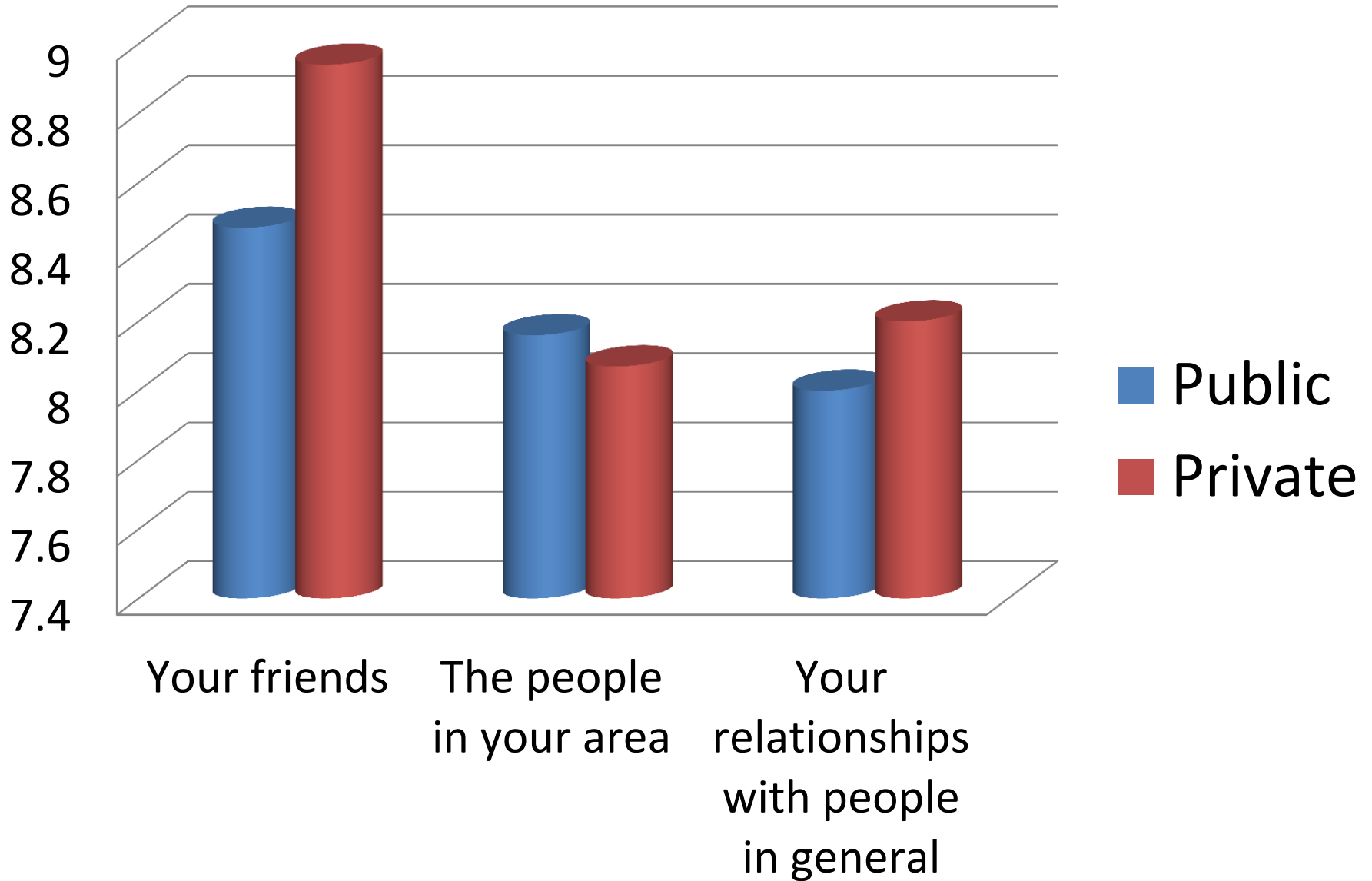


Things Children have	Public (%)	Private (%)
Clothes in good condition to go to school in	96.20	99.27
Access to a computer at home	8.16	32.08
Access to the Internet	3.66	20.23
Mobile phone	75.00	79.42
Own room	58.77	58.03
Books to read for fun	68.17	76.00
Family car for transportation	7.62	6.36
Own stuff to listen to music	52.55	57.90
Television that can use	63.88	89.02

Children's friends and other people (8)



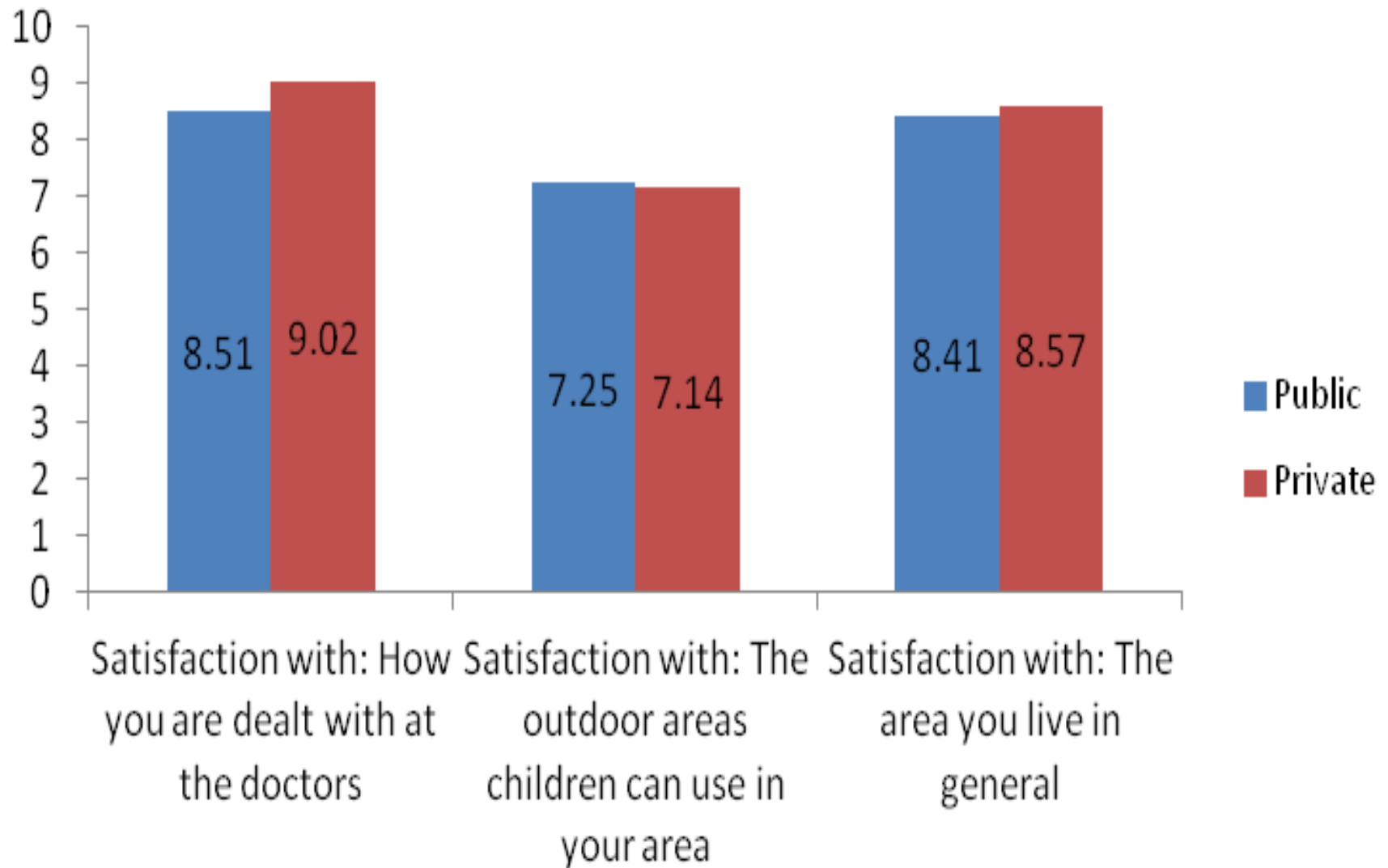
Children's friends and other people (10 and 12)



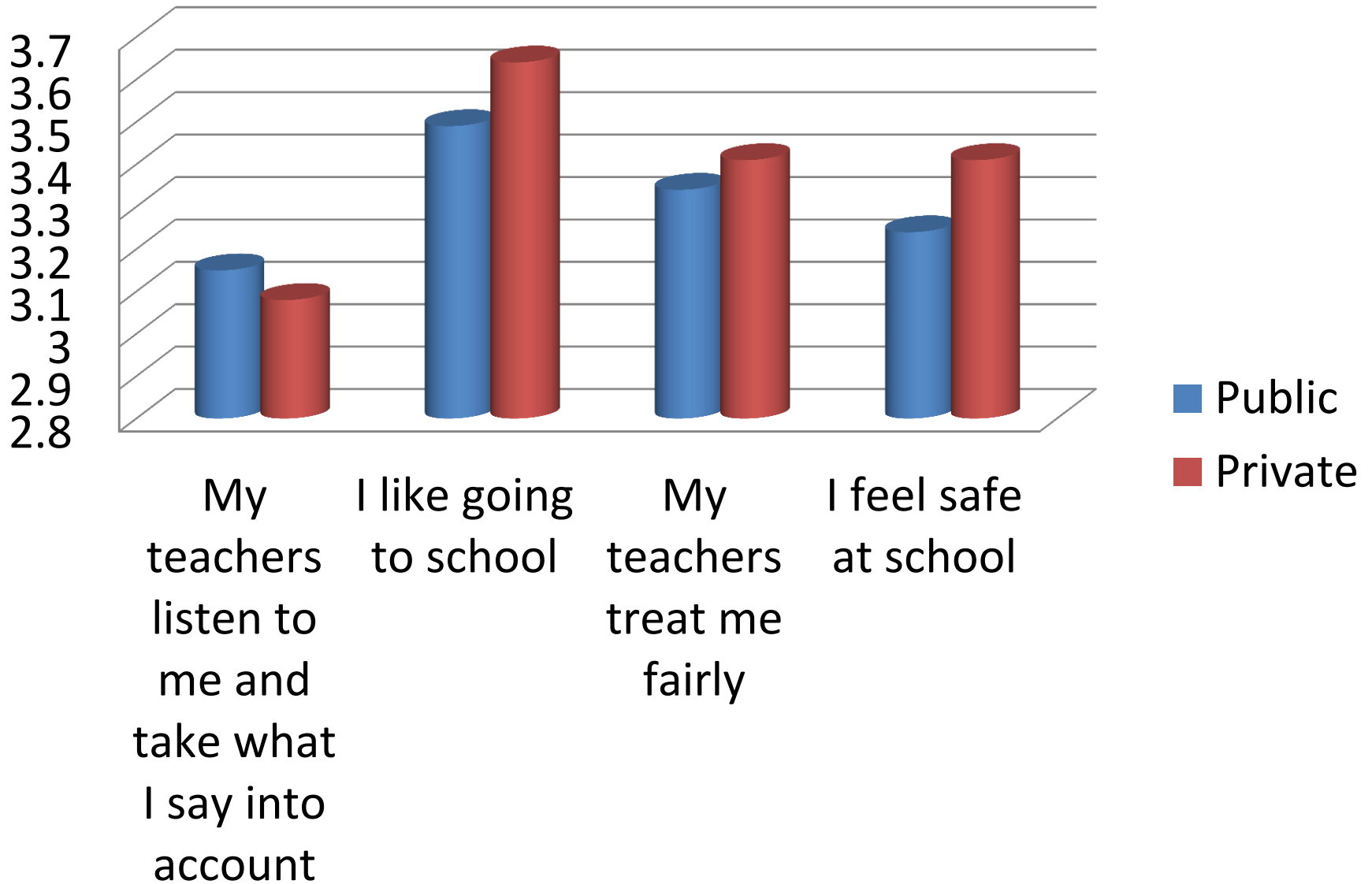
Place to play and safety in residential area



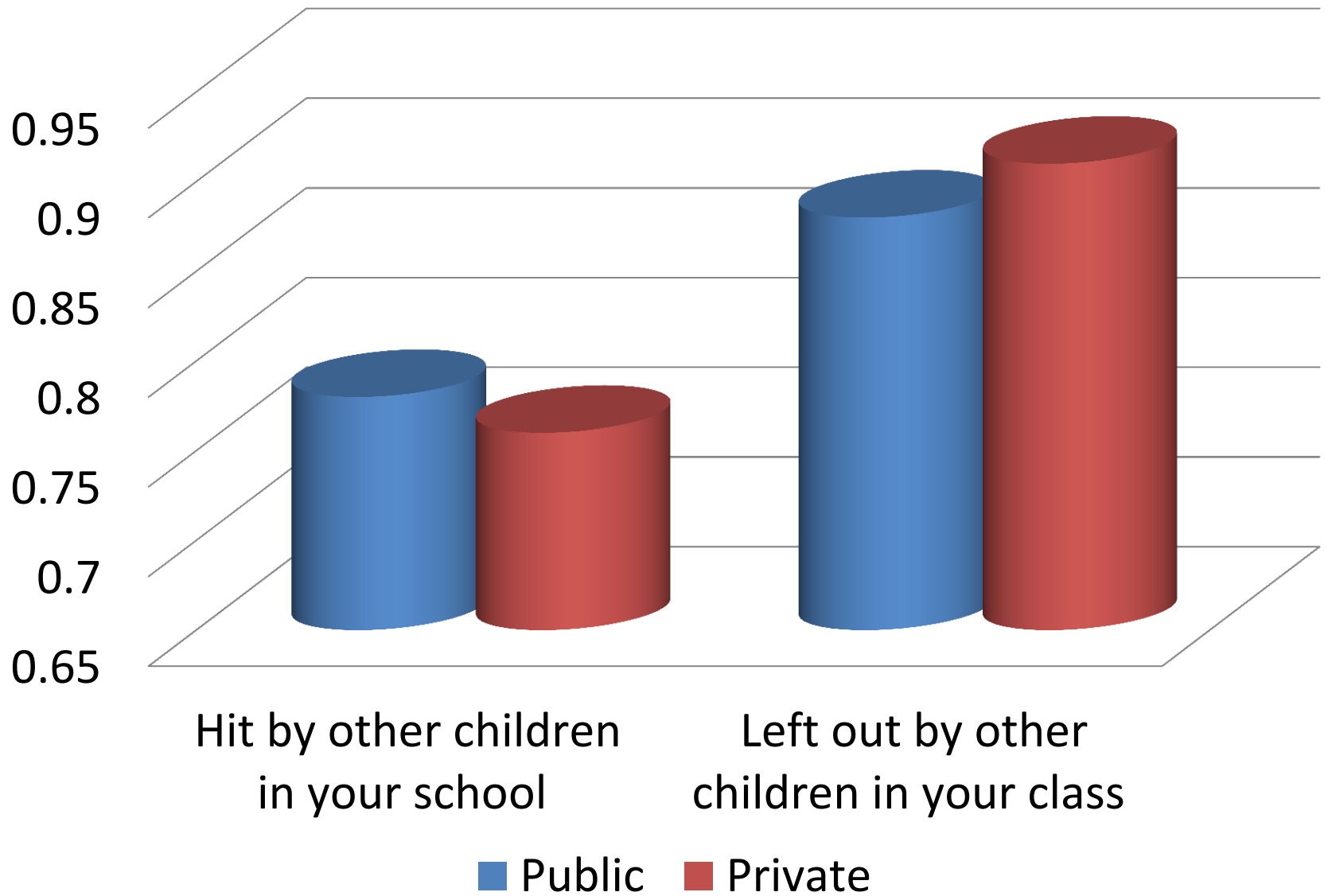
Happy/satisfaction with facilities in local area



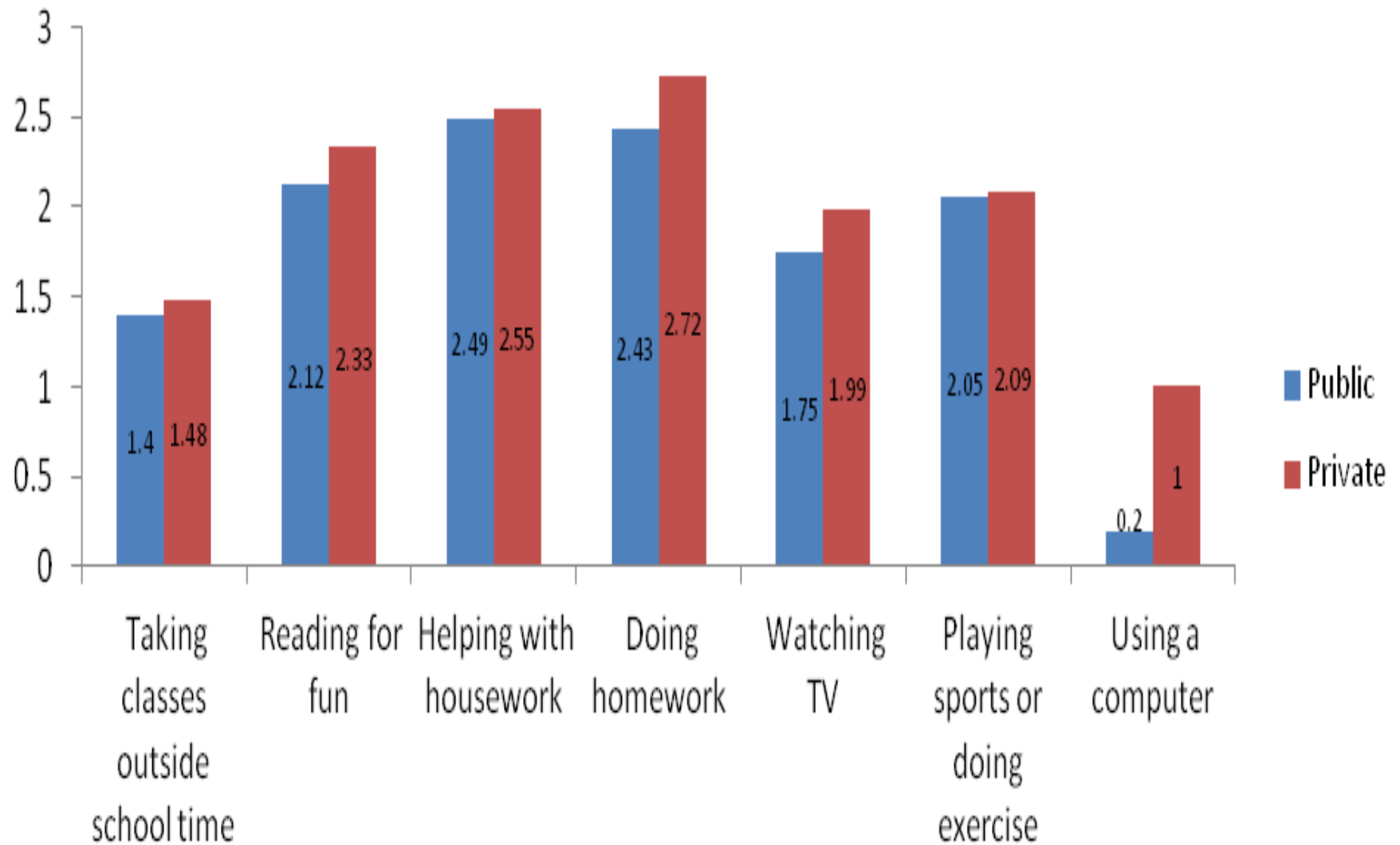
School Activities



Hit by and left out in class by peers



How often spend time: (8 & 10 years)



Child right

Items	Response	Public	Private
I know what rights children have	No	20.7%	23.6%
	Not sure	17.4%	18.1%
	Yes	61.9%	76.5%
I know about the children's rights convention	No	43.0%	47.1%
	Not sure	27.6%	28.1%
	Yes	29.4%	43.1%
I think in my country adults in general respect children's rights	No	19.3%	27.7%
	Not sure	22.7%	20.8%
	Yes	57.9%	69.8%

बालअधिकार

बाचन पाउने अधिकार

- पौष्टिक आहार
- खोप औषधि उपचार
- सुरक्षित जन्म, जन्म दर्ता
- सफा पानी पिउन पाउने



संरक्षणका अधिकार

- गाली कुटपिट हेला शोषणबाट संरक्षण
- धेरै काम तथा यौन शोषणबाट संरक्षण
- युद्ध, भू-भ्रगडा, देह बेचबिखनबाट संरक्षण
- लागु पदार्थ, हत्या अपहरणबाट संरक्षण

विकासको अधिकार

- शिक्षा आज्ञन
- खेलकुद मनोरञ्जन
- जीवनपयोगी शिप तथा कला
- स्वास्थ्य उपचार तथा सबै क्षेत्रको विषयमा सामान्य जानकारी

सहभागिताको अधिकार

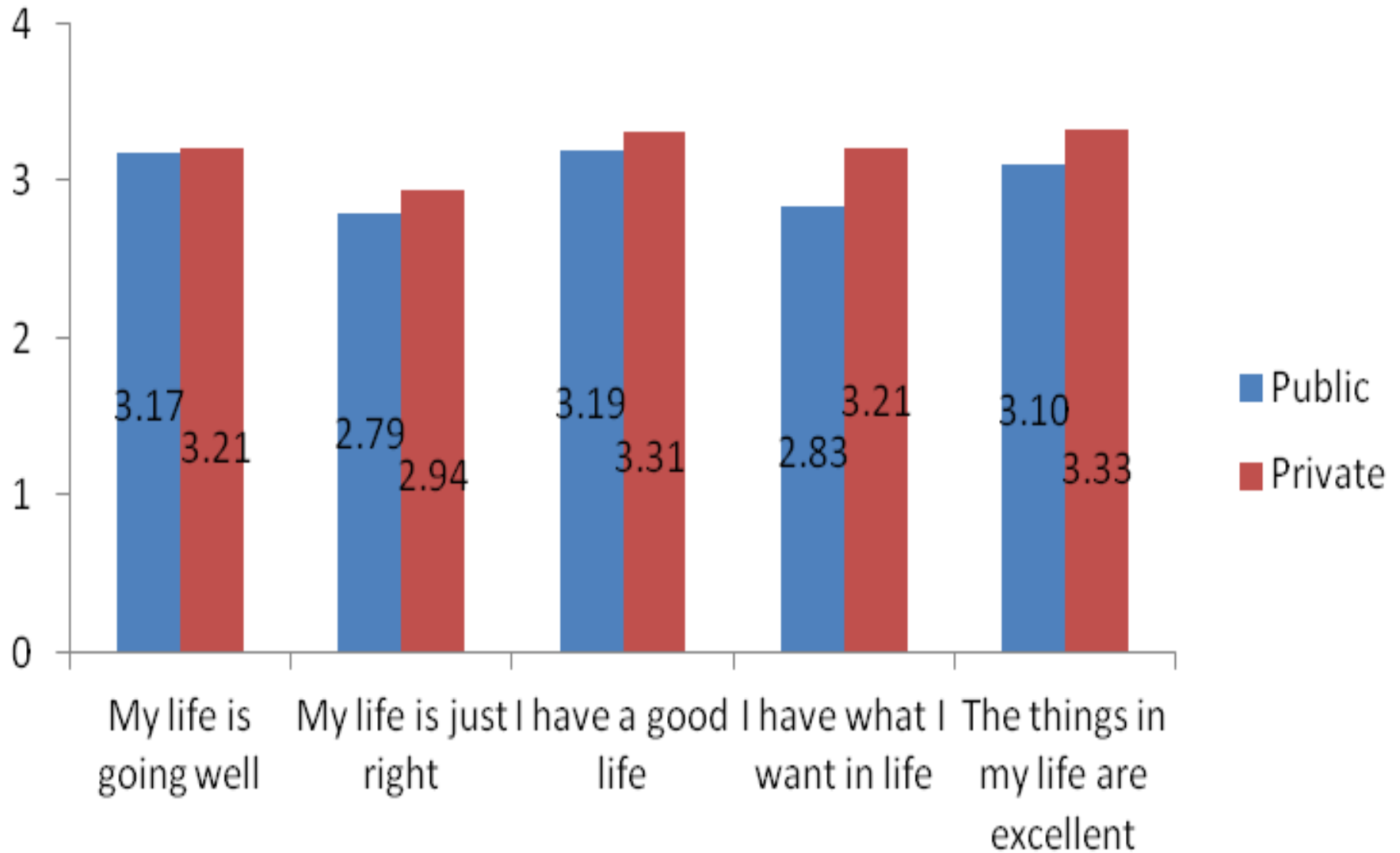
- आफ्नो जिवनमा प्रभाव पार्ने निर्णयमा विचार राख्न पाउन सो विचारको उचित कदर मान्यता पाउनु निर्णय प्रक्रियामा भाग लिन पाउनु ।
- विभिन्न सभा सम्मेलनमा समाजको हित हुने सामाजिक कार्यमा तथा सांस्कृतिक गतिविधिमा भाग लिन पाउनु ।

जिल्ला विकास समितिको कार्यालय
प्यठान

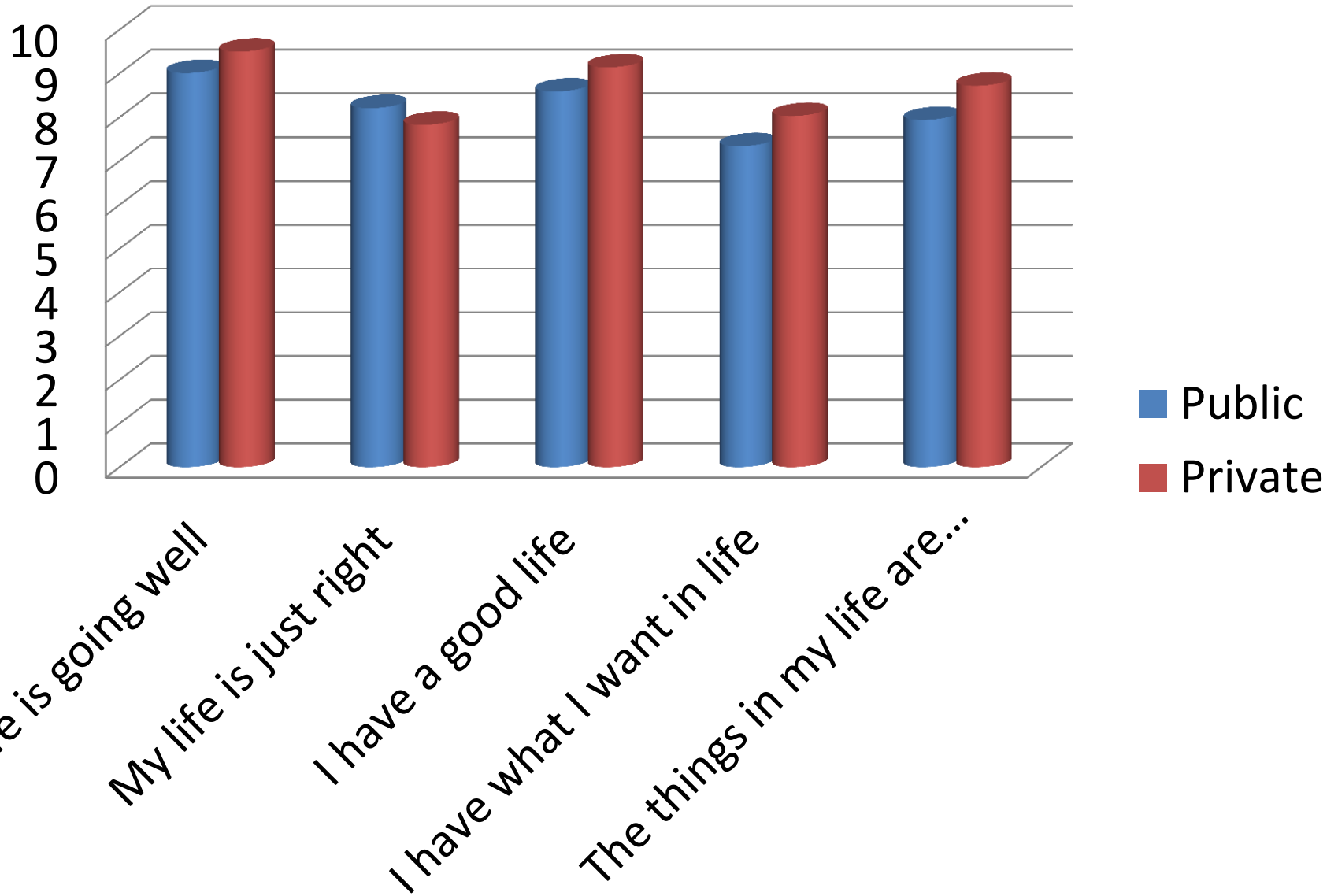
आर्. सुदन बाबु रत्नंगा

जिल्ला बाल कल्याण समिति
प्यठान

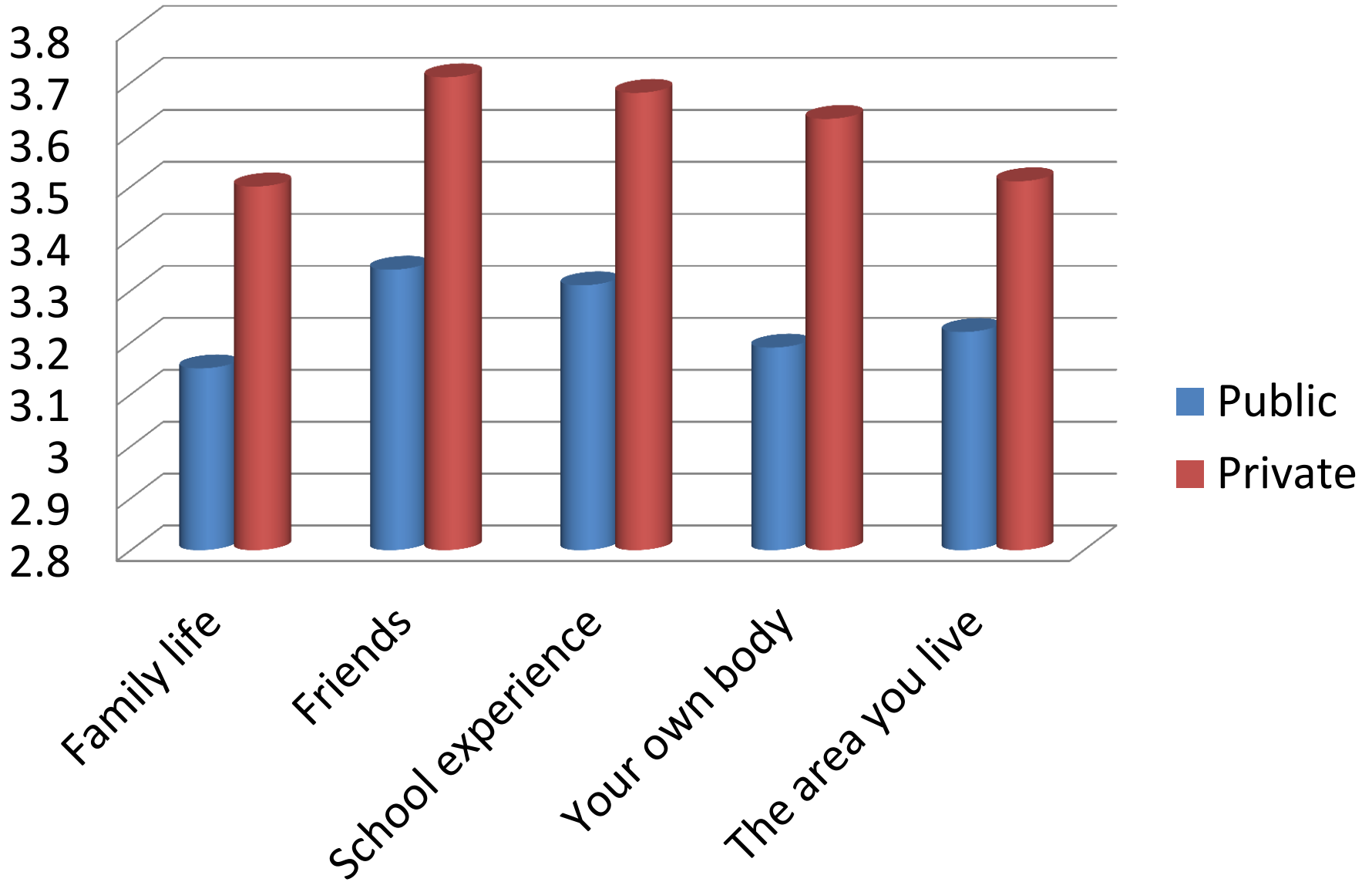
Children Life: (8 years)



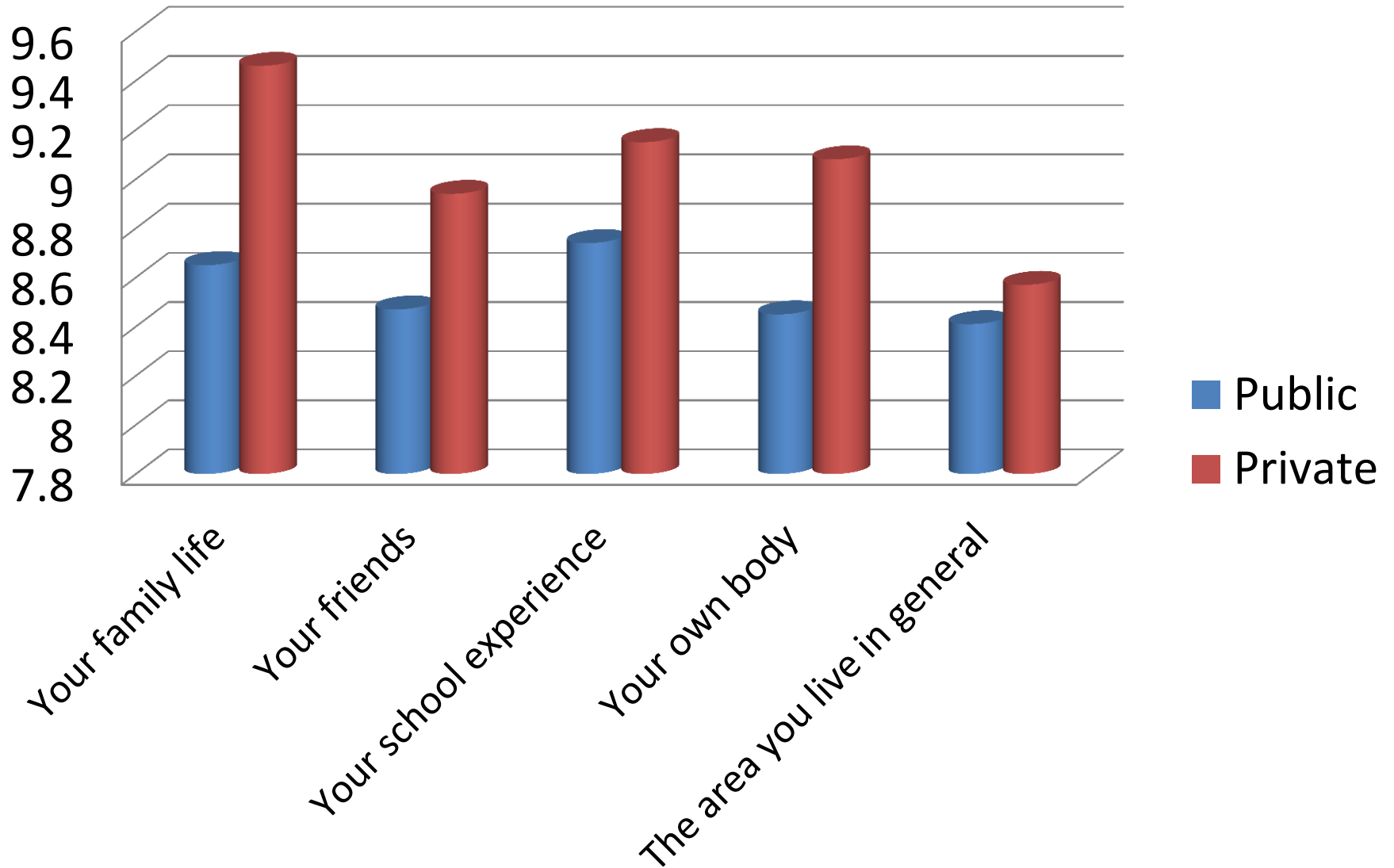
Children Life (10 and 12 years)



Brief Multidimensional SLSS (8 years)



BMSLSS (10 and 12 years)



Adapted PWI-SC 9 version (10 and 12 years)

Satisfaction with:	Public	Private
All the things you have	8.67	9.20
Your health	8.55	9.04
The things you want to be good at	8.95	9.49
Your relationships with people in general	8.00	8.20
How safe you feel	8.49	9.15
Doing things away from your home	7.33	7.60
What may happen to you later in your life	5.64	6.40
How you use your time	8.24	8.77
Your life as a student	8.91	9.39

Overall Life Satisfaction (OLS)

Satisfaction with:	Public	Private
Your life as a whole (8 years old)	3.36	3.59
Your life as a whole (10 and 12 years old)	8.54	9.15

Russell's Core Affect

Last two weeks:	Public	Private
How often feeling satisfied	8.47	8.89
How often feeling happy	8.52	9.23
How often feeling relaxed	8.26	8.76
How often feeling active	7.93	8.69
How often feeling calm	8.59	8.98
How often feeling full of energy	8.17	8.90

Conclusion

- Well-being of children of private schools are better than their public school counterparts in all aspects except a few. Those exceptions are:
 - talking together in family;
 - satisfaction with the people in their area;
 - my teachers listen to me and take what I say into account.
 - hit by other children in class

Recommendations

- In-depth survey on the children's perception of their rights
- Items related to ways of making students, parents and teachers aware of child rights
- Items related to ways of improving the well-being of public school children

Thanks