

Children at Risk



Vulnerability and well-being from an international perspective

Presented by Children's Worlds Team Switzerland
at the Institute of Childhood, Youth and Family
ZHAW Zurich University of Applied Sciences

Tim Tausendfreund, Ida Ofelia Brink,
Samuel Keller & Thomas Gabriel

Well-being and Vulnerability

WELL - BEING

Thus, it appears that well-being could be a result of the dynamic interactions between the top-down (e. g. personality traits) and bottom-up (objective circumstances) factors, and these interactions (or processes) vary according to a specific time and place.

Well-being and Vulnerability

VULNERABILITY

Vulnerability results . . . from the fact that humans are physical and social beings. This makes them fundamentally dependent, but in certain phases – such as childhood – they are especially dependent on others. How this dependence is structurally shaped is also an indicator of vulnerability.

. . . children can be *both* agentic *and* vulnerable.

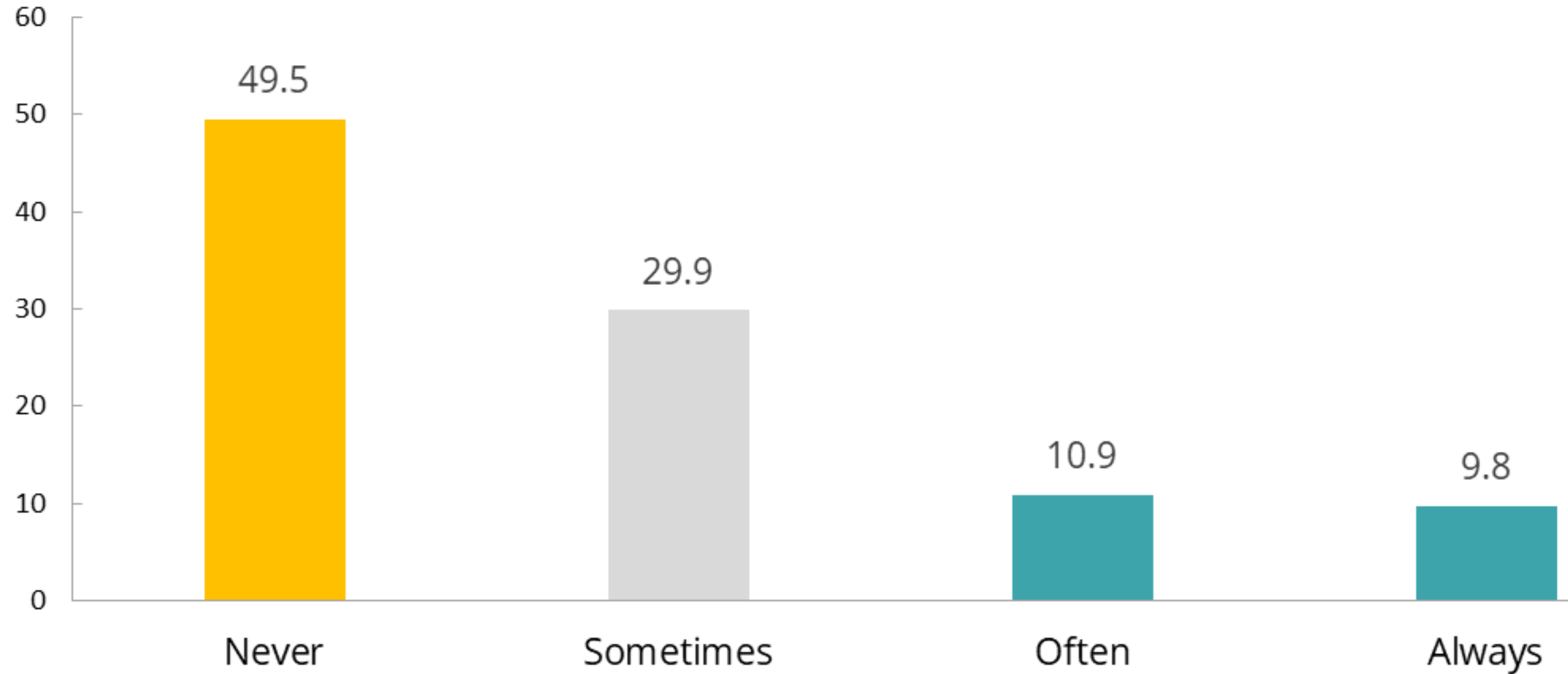
Children's Worries: Relational qualities

Theoretical reflections on empirical findings

Children's Worries

How often do you worry about how much money your family has? | Switzerland

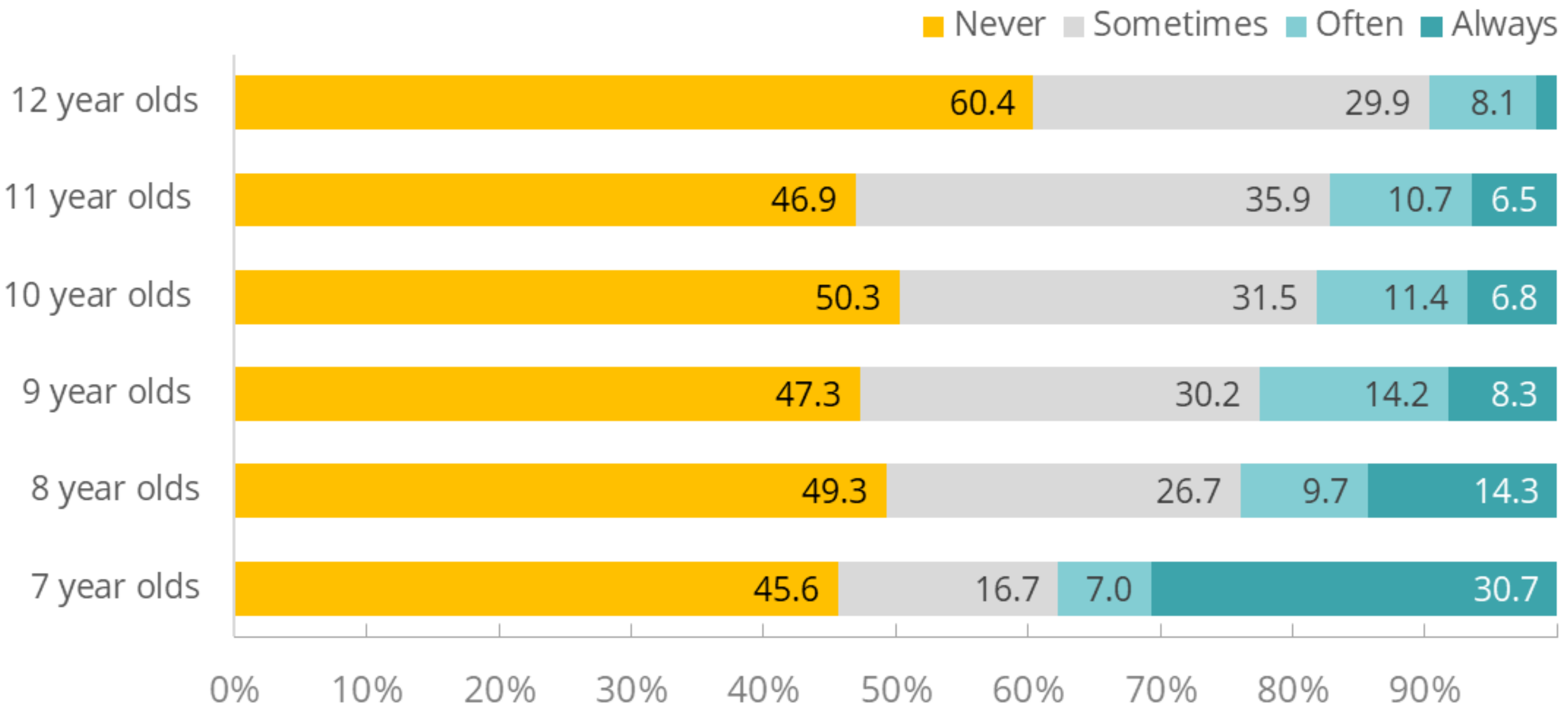
Percent



n = 1527, don't know = 213; missing = 106 | Q51 (Version 8-year old & 10-12-Jyear-old)

Children's Worries

How often do you worry about how much money your family has? | by age - Switzerland

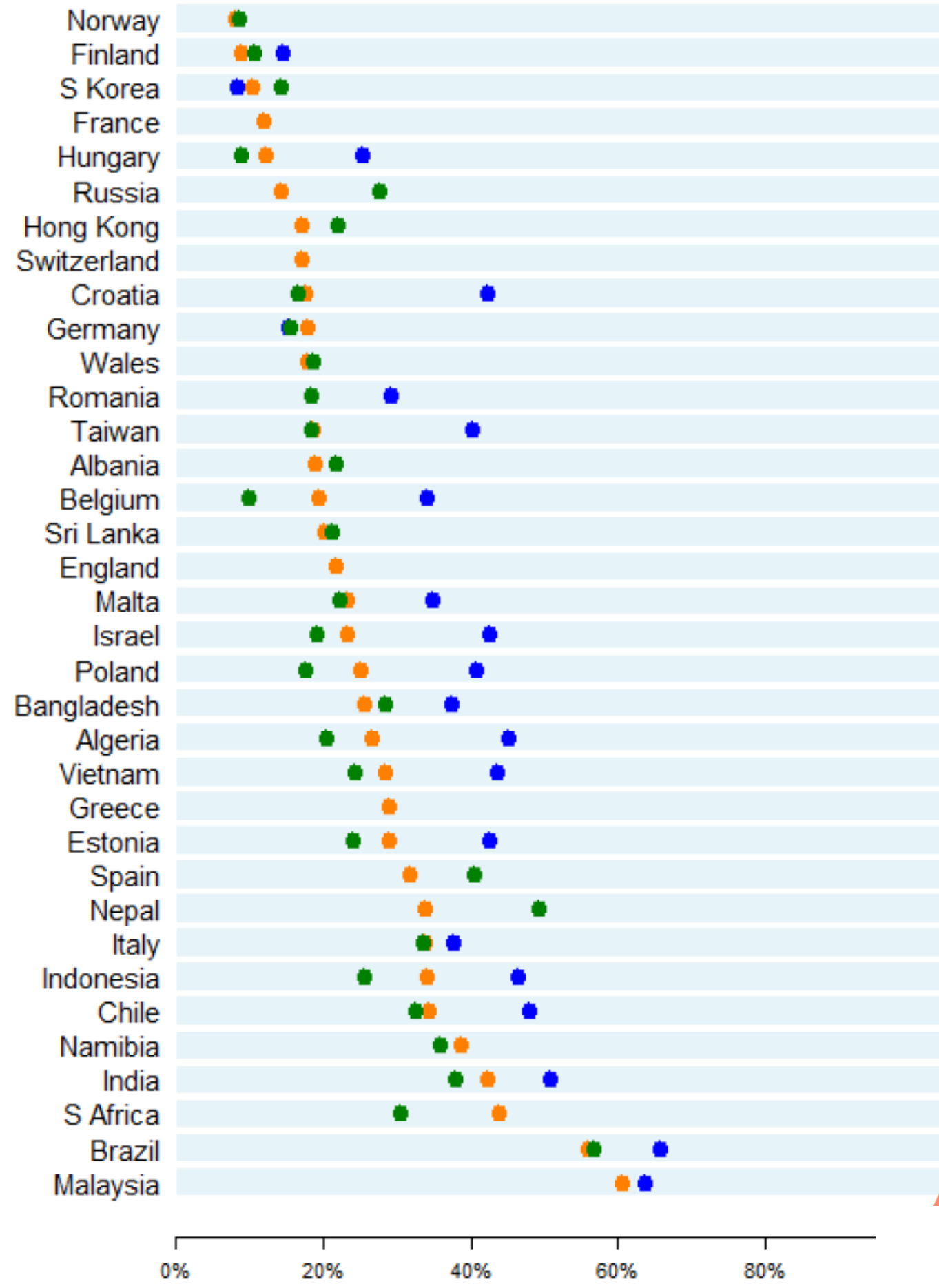


n = 1509, don't know = 209; missing = 128 | Q51 (Version 8-year old & 10-12-year-old)

Children's Worries

Percentage of children "often or always" worrying about family money by age

● 12 years old
 ● 10 years old
 ● 8 years old



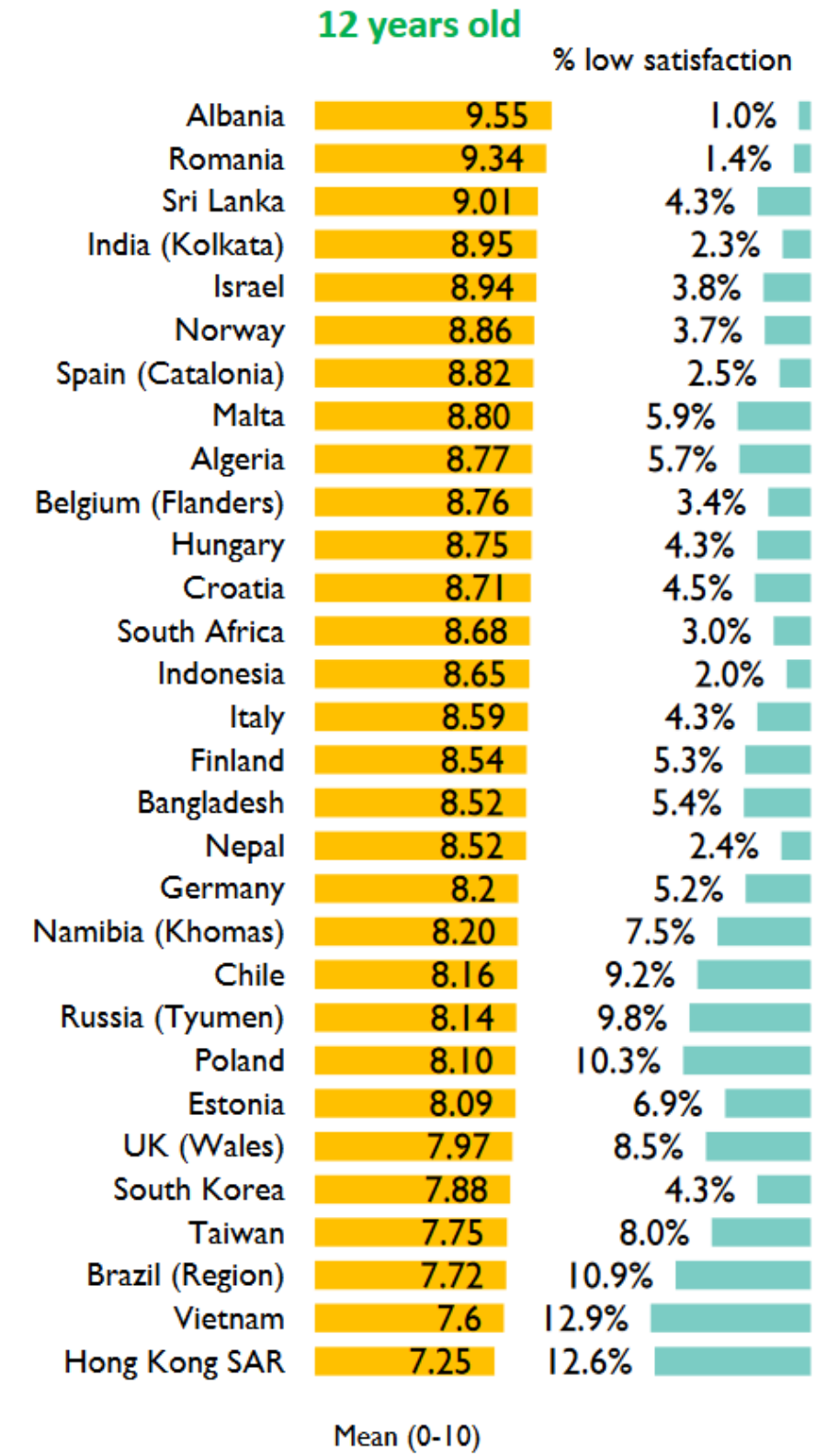
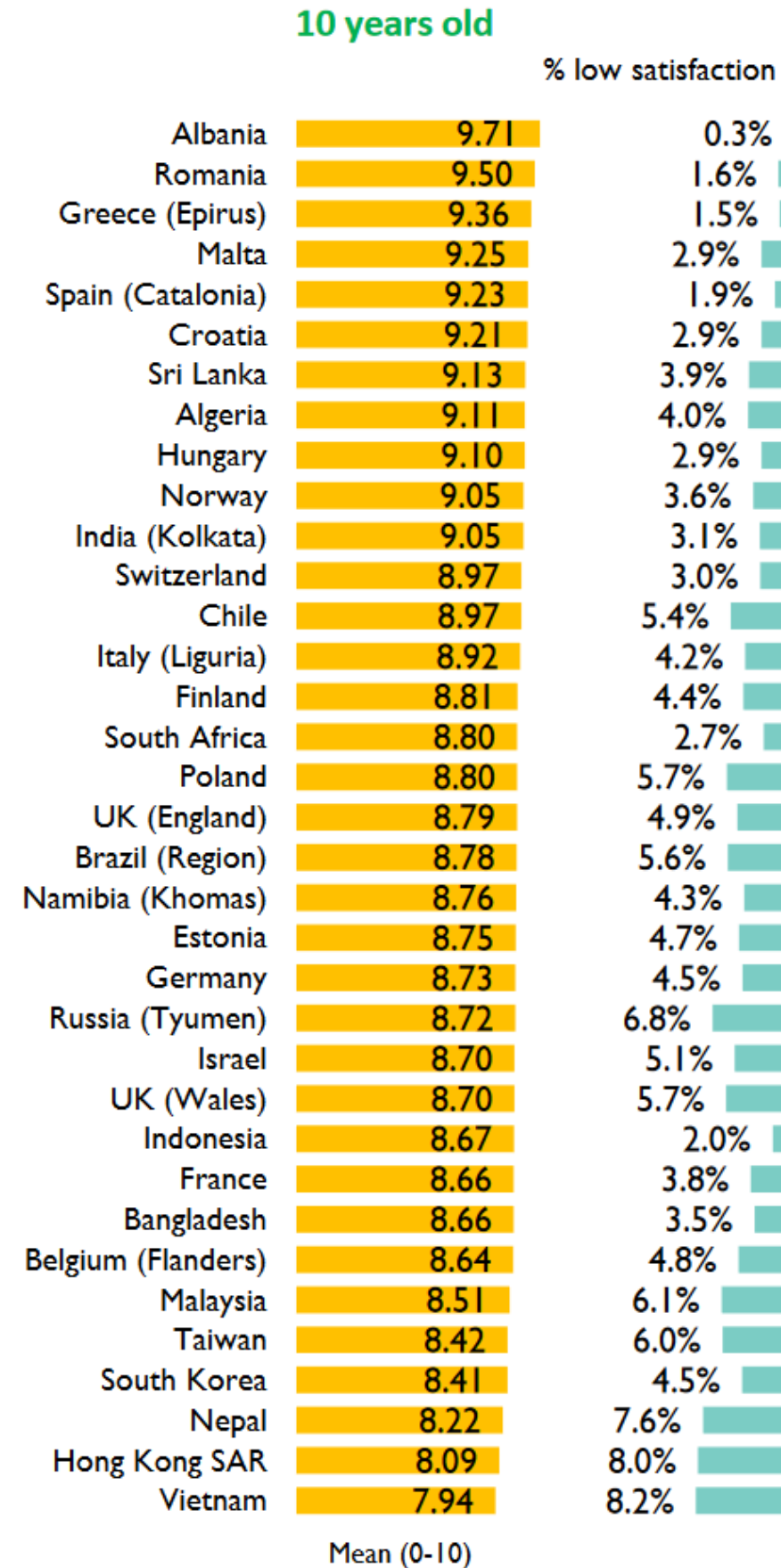
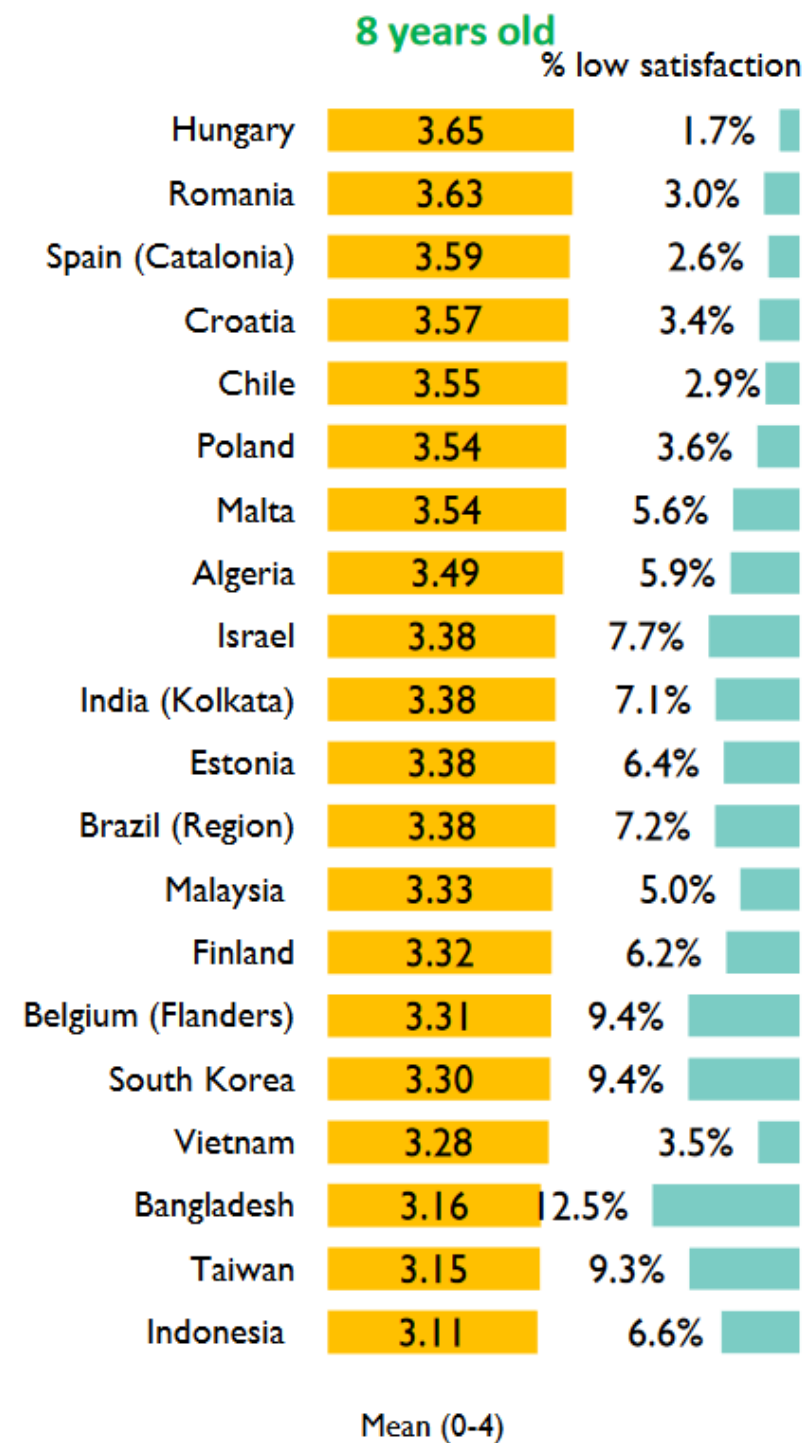
Rees, Savahl, Lee & Casas (2020), p. 22.

Subjective Well-being: The many and the few

Theoretical reflections on empirical findings

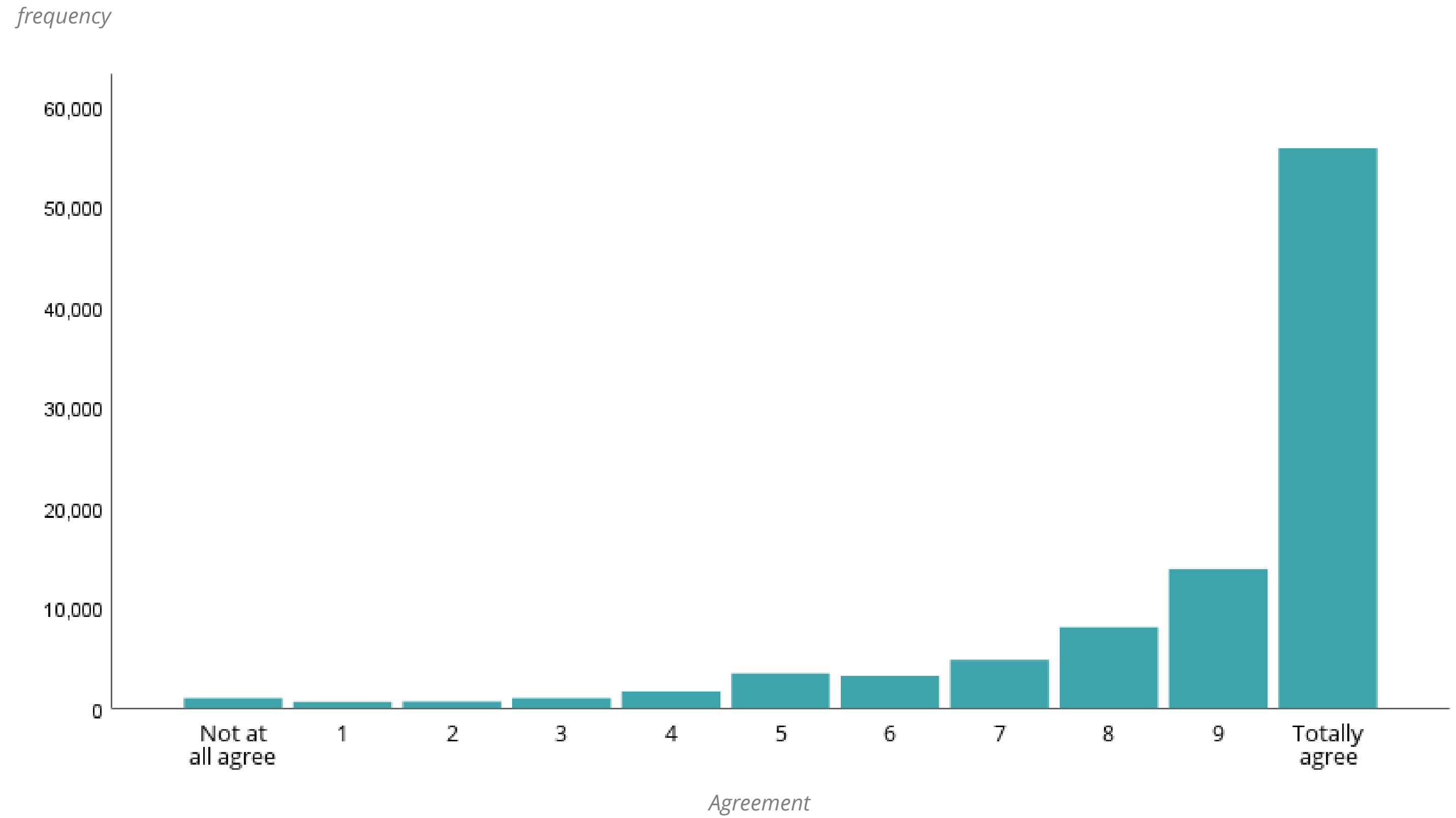
Subjective well-being and Low satisfaction

■ = mean score ■ = % low satisfaction



Subjective well-being

I have a good life



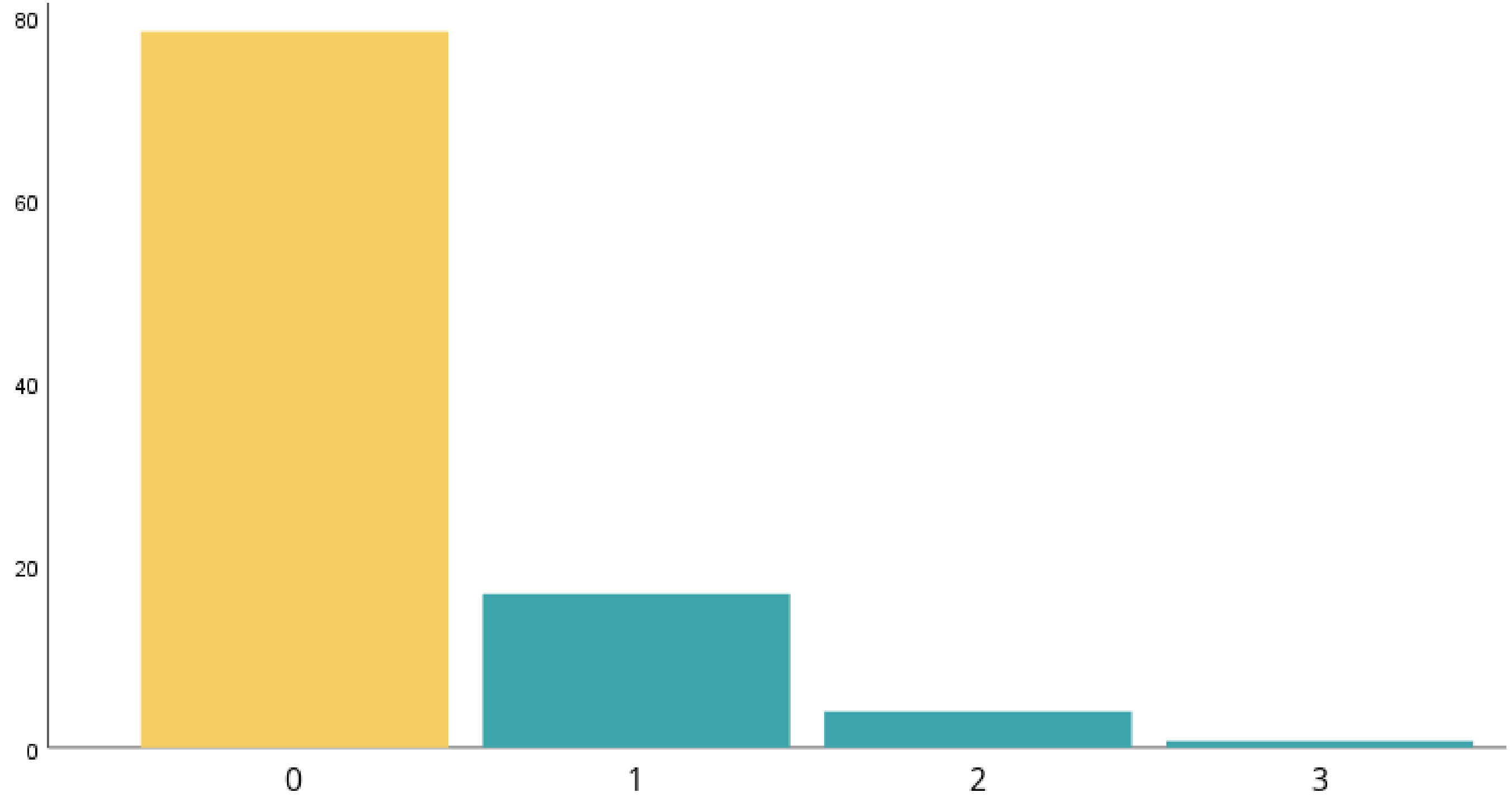
Version 10- & 12-year-old; n = 94'203

Feeling unsafe in numbers

Theoretical reflections on empirical findings

Unsafe places

Percent of children who “don’t agree or agree a little” that their *home, school* or *local area* does feel **safe**, by the number of these places.

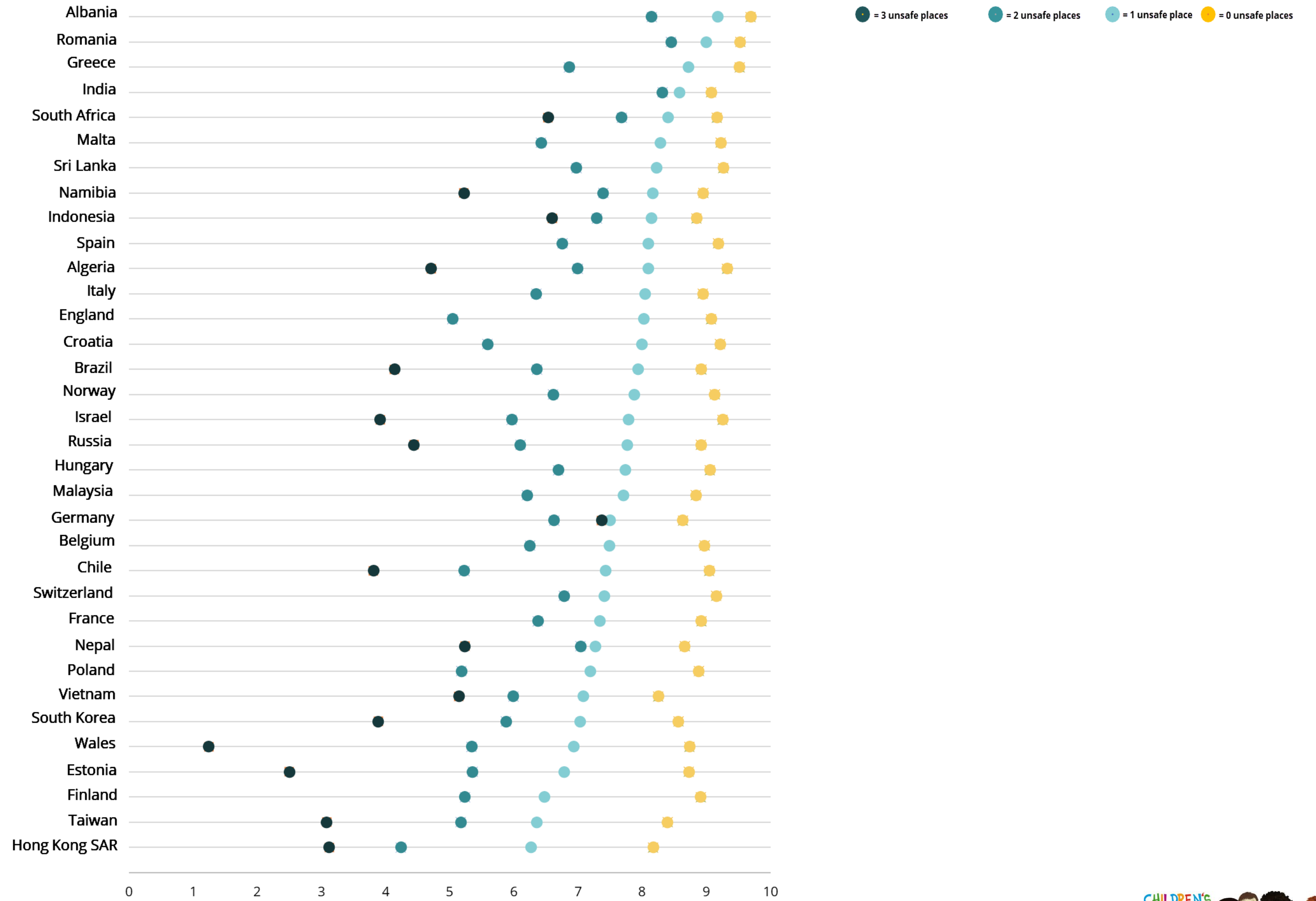


Version 8-, 10- & 12-year-old; n = 121'641

No. of unsafe places

Subjective Well-Being

SWBS mean by number of places feeling unsafe



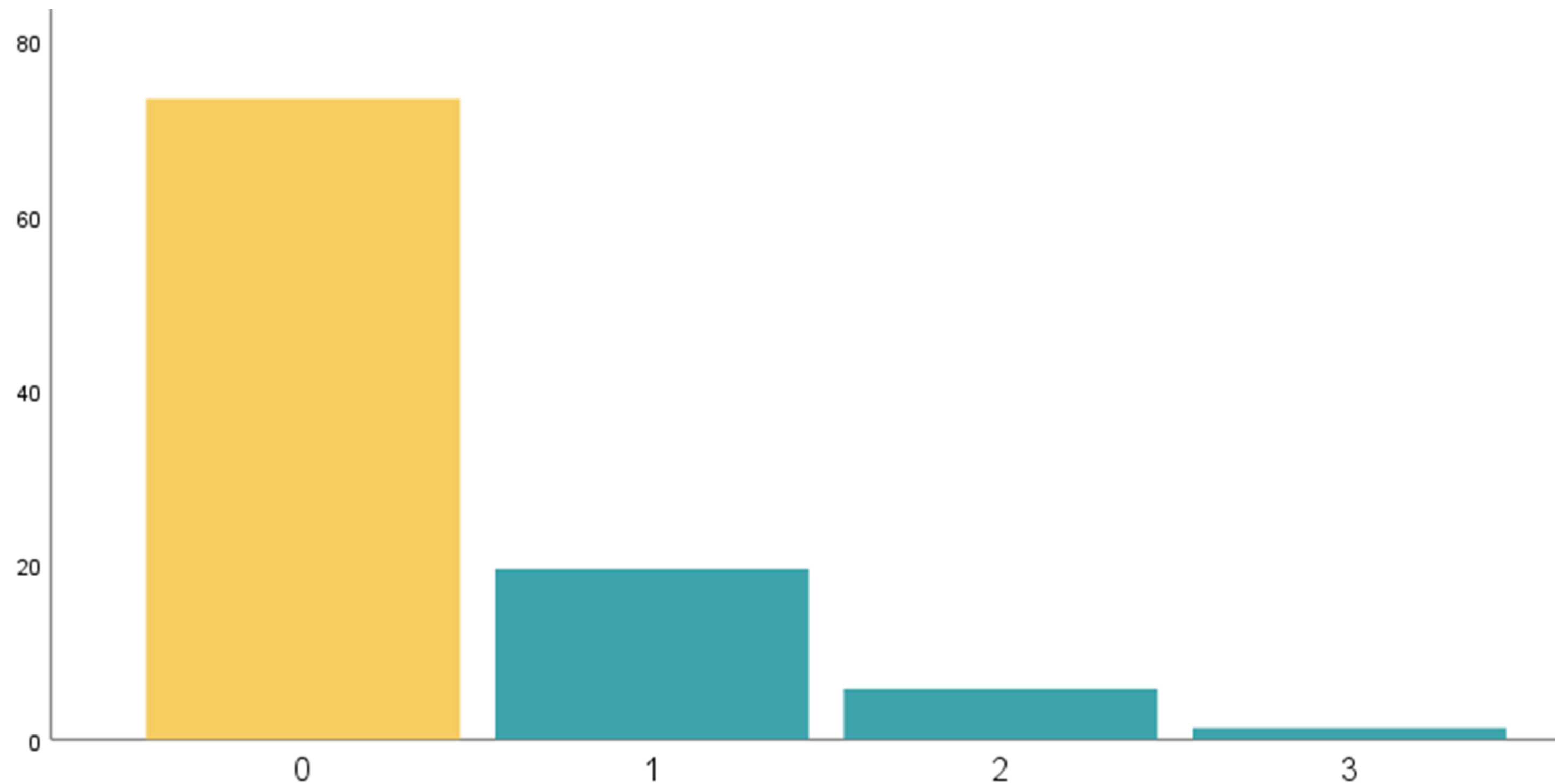
Version 10- & 12-year-old; n = 90'810

Not listened to: Feeling unsafe and not being taken into account.

Theoretical reflections on empirical findings

Feeling
not being
listened to
and not
being taken
into
account

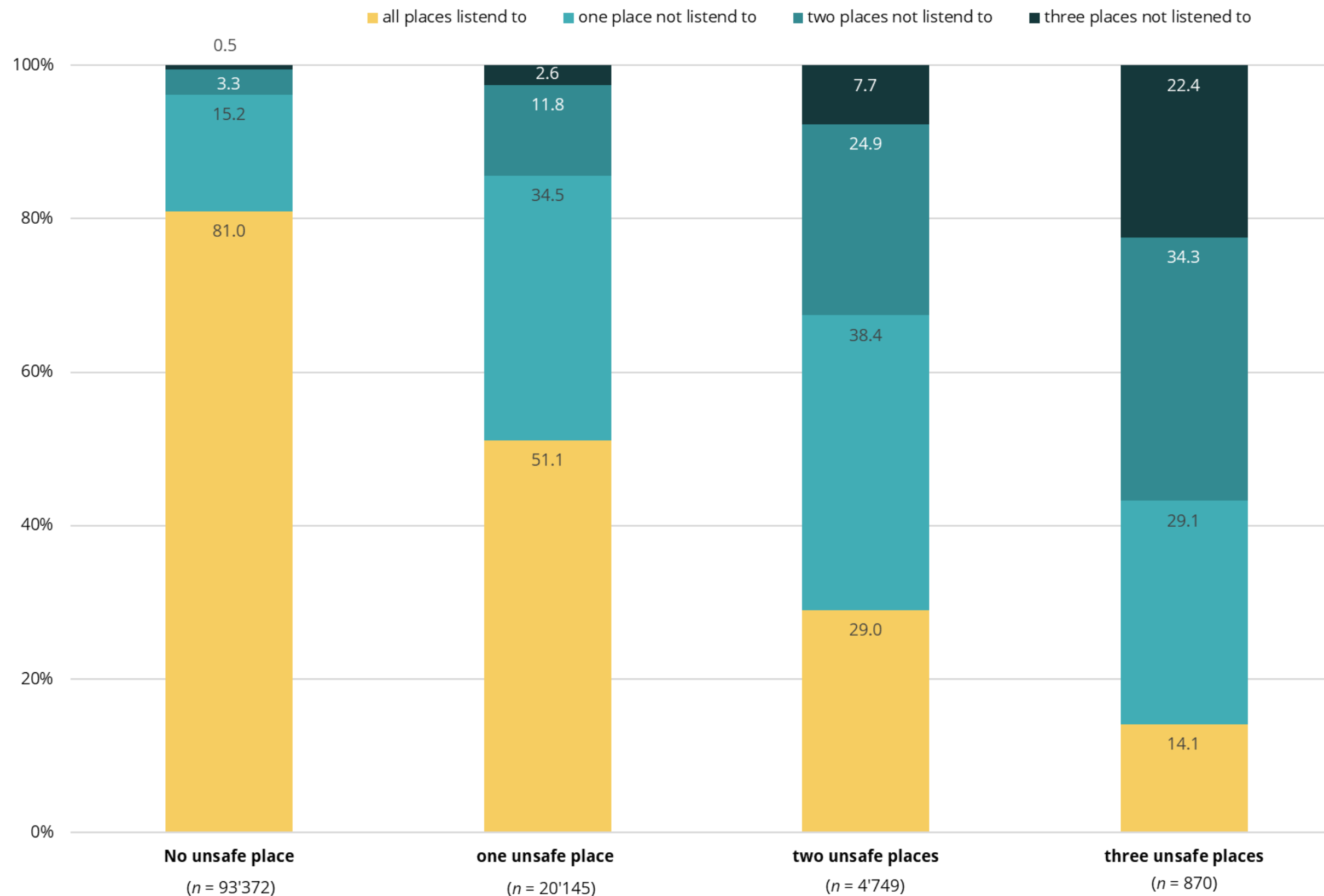
Percent of children who “don’t agree or agree a little”
that their *parents, teachers or people in the local area* listen to them,
by the number of these places.



Version 8-, 10- & 12-year-old; $n = 119'347$

Combined:
Not feeling
listened
to and not
being taken
into account
and
Feeling
unsafe

Number of places being (not) listened to and (not) being taken into account by number of unsafe places

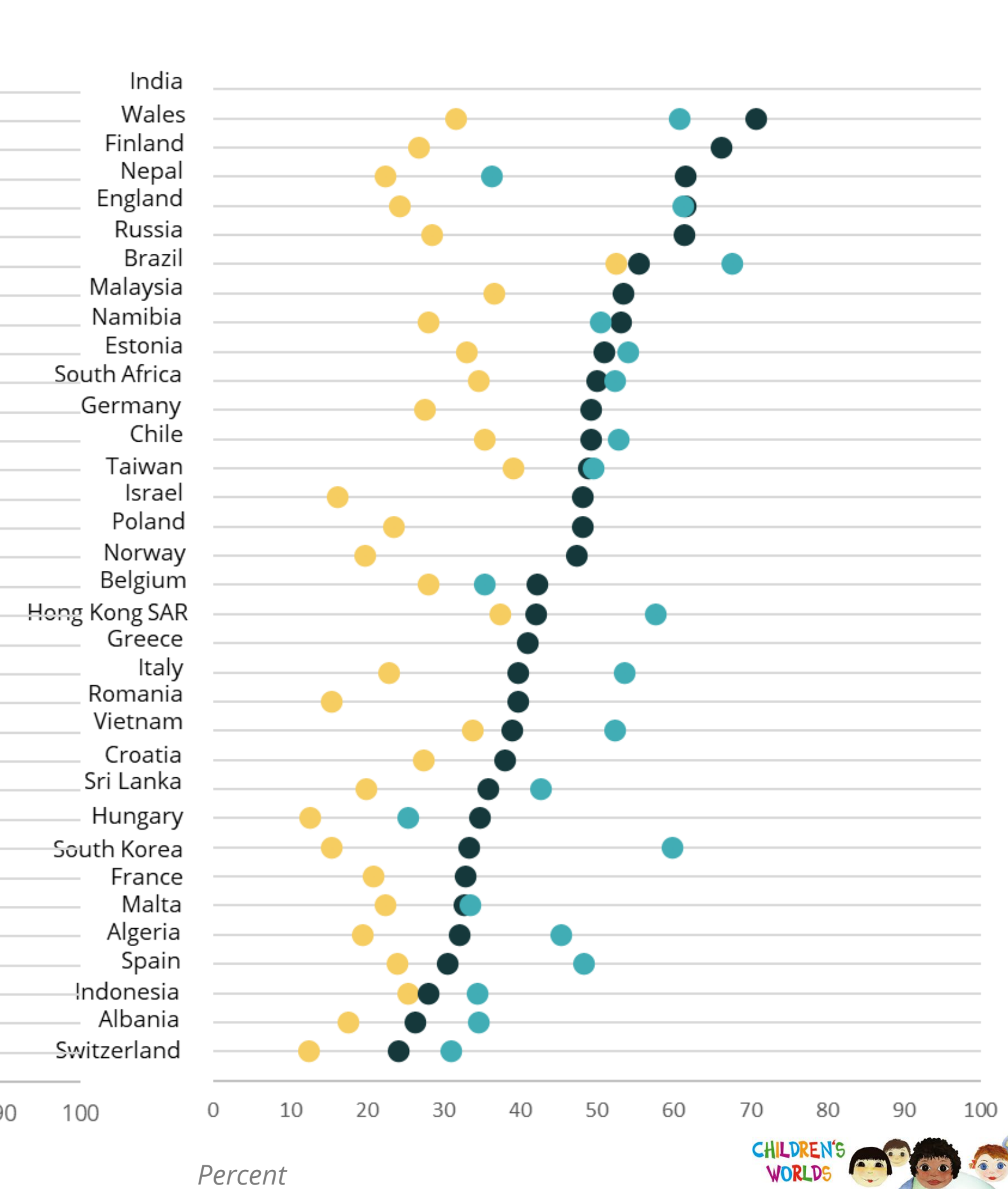


Feeling unsafe and not listened to combined

When Home unsafe not being listened to by



When School unsafe not being listened to by



Perspectives and future directions

Theoretical reflections on empirical findings

Within-country mean satisfaction Ranking for 15 aspects of life.

	Family	House	Things	Friends	Student	Learning	Class-mates	Neighb' hood	Time use	Health	Appear-ance	Safety	Freedom	Listened to	Future
Albania	2	4	8	9	5	1	12	15	7	6	10	3	11	13	14
Algeria	2	6	7	11	4	1	15	14	12	3	8	5	13	9	10
Bangladesh	2	7	5	9	3	1	15	4	6	11	12	8	13	10	14
Belgium (Flanders)	6	2	1	9	15	11	14	8	5	3	12	4	7	13	10
Brazil	3	4	5	8	6	1	13	15	7	2	9	10	12	11	14
Chile	2	3	1	11	14	6	15	13	10	4	7	5	8	12	9
Croatia	3	4	1	9	15	8	14	13	7	2	10	5	6	11	12
Estonia	3	2	1	9	14	11	15	6	7	5	10	4	8	12	13
Finland	4	1	2	8	14	11	15	10	7	3	13	5	6	9	12
France	7	3	5	4	13	6	15	2	10	1	12	9	11	14	8
Germany	7	5	1	8	12	13	14	15	11	2	10	4	3	9	6
Greece	3	4	5	13	14	8	15	11	9	1	7	2	6	12	10
Hong Kong SAR	5	7	3	4	10	6	11	8	15	2	13	1	9	14	12
Hungary	3	2	1	10	15	13	14	8	11	5	12	4	9	6	7
India	1	6	4	10	3	2	12	13	7	9	8	5	14	15	11
Indonesia	8	12	4	9	1	6	14	5	13	2	11	7	10	15	3
Israel	1	3	2	11	15	14	13	8	9	4	7	5	6	10	12
Italy	3	5	1	9	13	4	15	11	7	2	10	6	8	12	14
Malaysia	2	1	3	12	10	5	15	4	8	6	7	9	14	13	11
Malta	2	5	1	8	13	9	14	10	7	4	6	3	12	11	15
Namibia	8	7	5	12	4	1	15	14	9	2	3	6	11	10	13
Nepal	2	6	9	10	3	1	11	4	7	8	14	5	13	12	15
Norway	3	5	2	7	15	10	14	11	13	4	12	1	6	8	9
Poland	5	2	1	13	15	11	14	10	6	3	8	4	7	12	9
Romania	3	6	2	12	10	5	15	14	8	1	9	4	7	11	13
Russia	2	4	1	7	14	12	15	8	5	3	9	6	10	11	13
S Africa	6	7	4	10	3	1	15	12	9	5	8	2	13	11	14
S Korea	1	2	3	6	9	7	8	10	13	4	15	5	11	14	12
Spain	3	5	1	8	15	6	13	14	9	2	7	4	11	12	10
Sri Lanka	2	6	12	14	3	1	13	15	7	4	10	9	8	5	11
Switzerland	4	3	1	8	14	11	15	5	9	2	13	6	7	12	10
Taiwan	3	2	4	7	12	6	15	9	11	5	14	1	8	10	13
UK (England)	2	3	1	10	13	8	15	11	6	5	14	4	7	9	12
UK (Wales)	3	2	1	8	13	10	15	11	6	5	14	4	7	9	12
Vietnam	9	2	6	15	7	1	13	5	10	3	11	8	12	4	14

10 years old. This table shows how each aspect of life ranks within countries. A higher rank indicates higher mean satisfaction.

HOW SAFE IS SAFE?

In residential care **2.5** times higher chance to become a victim than the average child

In more than **50 %** of the cases the perpetrator was a peer.

less than **2 %** of the cases reported by minors were known by professionals

STUDY FROM THE NETHERLANDS

Sexual Abuse of minors in institutions under the authority of the government

Thank you for your attention!

Zürich University
of Applied Sciences



Team Switzerland

Dr. Tim Tausendfreund

Ida Ofelia Brink, MA

Silvia Gavez, MA

Dr. Simone Keller

Daniela Tschümperlin

Dr. Samuel Keller

Prof. Dr. Thomas Gabriel

Field Partner

gfs zürich

Children's Worlds Switzerland has been funded by

f o n d a t i o n
BOTNAR



Kanton Zürich
Bildungsdirektion
Amt für Jugend und Berufsberatung

Supported by

 **JACOBS**
FOUNDATION
Our Promise to Youth

References

- Andresen, S. (2018). Revisiting the Child from Back Then. Reports on Sexual Abuse in Childhood and Systematic Perspectives on Vulnerability. *Childhood Vulnerability* **1**, 51–66. <https://doi.org/10.1007/s41255-019-00004-6>
- Andresen, S., Koenig, J. & Main, G. (2018). Editorial to the First Issue of Childhood Vulnerability Journal. *Childhood Vulnerability* **1**, 1–4. <https://doi.org/10.1007/s41255-019-00005-5>
- Bradshaw, J., Keung, A., Rees, G., & Goswami, H. (2011). Children's subjective well-being: International comparative perspectives. *Children and Youth Services Review*, *33*(4), 548-556. <https://doi.org/10.1016/j.childyouth.2010.05.010>
- Commissie Samson (2012). 'Omringd door zorg, toch niet veilig' (Deel 1). *Seksueel misbruik van door de overheid uit huis geplaatste kinderen, 1945 tot heden*. Amsterdam: Boom. <https://www.rijksoverheid.nl/onderwerpen/jeugdhulp/documenten/rapporten/2014/02/06/rapport-commissie-samson-omringd-door-zorg-toch-niet-veilig>
- Rees, G., Savahl, S., Lee, B. J., & Casas, F. (eds.). (2020). *Children's views on their lives and well-being in 35 countries: A report on the Children's Worlds project, 2016–19*. Jerusalem, Israel: Children's Worlds Project (ISCWeB). <https://iscweb.org/wp-content/uploads/2020/07/Childrens-Worlds-Comparative-Report-2020.pdf>